

Manuscript Collection

BACH-BUSONI

THE FIRST TWENTY-FOUR

Preludes and Fugues

OF

*The Well-Tempered
Clavichord*

*Kalmus Ed.
Bach's original
300/2
all in one
separate no. 4*

→ Complete (With Supplement) **Boards \$5.00**

Book 1 1.50

Book 2 1.50

Book 3 1.50

(Prices apply to U. S. A.)

G. SCHIRMER, INC.
New York

*new
A minor*

THE
WELL-TEMPERED CLAVICHORD

BY

JOHANN SEBASTIAN BACH

REVISED, ANNOTATED, AND PROVIDED WITH PARALLEL EXAMPLES AND SUGGESTIONS FOR
THE STUDY OF MODERN PIANOFORTE-TECHNIQUE

BY

FERRUCCIO B. BUSONI



G. SCHIRMER, INC., NEW YORK

Introduction.

To the foundations of the edifice of Music, JOHANN SEBASTIAN BACH contributed huge blocks, firmly and unshakably laid one upon the other. And in this same foundation of our present style of composition is to be sought the inception of modern pianoforte-playing. Outsoaring his time by generations, his thoughts and feelings reached proportions for whose expression the means then at command were inadequate. This alone can explain the fact, that the broader arrangement, the "modernizing", of certain of his works (by Liszt, Tausig, and others) does not violate the "Bach style" — indeed, rather seems to bring it to full perfection; — it explains how ventures like that undertaken by Raff, for instance, with the *Chaconne** are possible without degenerating into caricature.

Bach's successors, HAYDN and MOZART, are actually more remote from us, and belong wholly to their period. Rearrangements of any of their works in the sense of the Bach transcriptions just noticed, would be sad blunders. The clavier-compositions of Mozart and Haydn permit in no way of adaptation to our pianoforte-style; to their *entire* conception the original setting is the only fit and appropriate one.

The spirit of Mozart's piano-style is handed down, in a form internally weakened but externally enriched, by HUMMEL. With the latter begins that phase of musical history which deserves to be termed "feminine", wherein Bach's influence, and consequently his connection with the composing virtuosi of the pianoforte, grows weaker and weaker — parallel with the comprehension of these gentlemen for Bach's music.

The unhappy leaning towards "elegant sentimentality", then spreading wider and wider (with ramifications into our own time), reaches its climax in Field, Henselt, Thalberg and Chopin**, attaining, by its peculiar brilliancy of style and tone, to almost independent importance in the history of pianoforte-literature.

But with BEETHOVEN, on the other hand, new points of contact with the Master of Eisenach were evoked, bringing the advance of music nearer and ever nearer to the latter; nearest of all in Liszt and Wagner***, the characteristics in the style of either pointing directly Bach-ward, and completing the circle which he began. The attainments of modern *pianoforte-making*, and our command of their wide resources, at length render it possible for us to give full and perfect expression to Bach's undoubted intentions.

It therefore seemed to me the proper course to pursue, to begin with a digression from the "Well-tempered Clavichord" — a work of so high importance for the pianoforte and of such comprehensive musical value —, that I might trace and show (from the very trunk, as it were) the manifold outbranchings of modern pianoforte-technic.

Although we owe to CARL CZERNY — a man whose importance is derivable in no small measure from the fact, that he forms the intermediate link between Beethoven and Liszt — the resurrection, so to speak, of the "Well-tempered Clavichord", this admirable pedagogue handed us the work in a garb cut too much after the fashion of his period; hence, neither his conception nor his method of notation can pass unchallenged at the present time. BÜLOW and TAUSIG, advancing on the path opened by the revelations of their master,

* This piece, originally written by Bach for solo violin, was arranged by Raff for full orchestra.

** Chopin's puissant inspiration, however, forced its way through the slough of enervating, melodious phrase-writing and the dazzling euphony of mere virtuouse sleight-of-hand, to the height of teeming individuality. In harmonic insight he makes a long stride toward the mighty Sebastian.

Mendelssohn's "Hummelized" piano-style, overflowing with smoothly specious counterpoint, has naught in common with Bach's rock-stirring polyphony, all earlier and persistent arguments to the contrary notwithstanding. On the other hand, Mendelssohn's successful efforts to inaugurate performances of Bach's works, must be set down as redounding to his credit.

*** The truth of this assertion, as regards Liszt, shows most clearly in his magnificent *Variations a motive from Bach* („Weinen, Klagen“), and in the *Fantasia and Fugue on B, A, C, H.*

Conversely, the *recitatives* in Bach's Passions stand nearest, among all classico-musical productions, to Wagner's spirit, both in respect to their expressional form and depth of feeling. [Comp. Note 3 to Prelude VI.]

Liszt, by his interpretations of the classics, were the first to attain to fully satisfactory results in the editing of Bach's works. This is abundantly proved, in particular, by Bülow's masterly edition of the *Chromatic Fantasia and Fugue*, and Tausig's *Selection* from these Preludes and Fugues.

Much will be met with, in the course of this work, which substantially agrees with Tausig; but identical passages are rare. In this connection I beg to quote from a letter written by the poet Grabbe to Immermann concerning a proposed translation of Shakespeare: "Where I could use Schlegel", he writes, "I did so; for it is ridiculous, stupid, or vain in a translator to leap aside over hedges and ditches, where his predecessor has made a path for him".

The need of an edition as complete* and correct in form as possible has induced the editor, in this attempt to furnish such an one, to bestow upon his work the most painstaking and conscientious attention, reinforced by more than ten years' study of this particular subject. The present edition, however, also aims in a certain sense at re-founding, as it were, this inexhaustible material into an advanced method, on broad lines, of pianoforte-playing; this aim will, however, be carried out principally in Part. I, that being preponderant in the variety of its technical motives.**

The present work is also intended as a connecting link between the editor's earlier edition (publ. by Breitkopf and Härtel) of Bach's *Inventions*, forming on the one hand a preparatory school, and his concert-editions of Bach's *Organ-fugues* in *D* and *E♭*, and of the *Violin-Chaconne*, which will serve, on the other hand, as a close to the course herein proposed.

Following these last, the study of further *pianoforte-arrangements of Bach's organ-works* is recommended, namely:

Liszt, *Six Preludes and Fugues*.

— *Fantasia and Fugue, G-minor*.

Tausig, *Toccatà and Fugue, D-minor*.

d'Albert, *Passacaglia*.

When these works have been thoroughly learned, both musically and technically, every really ambitious student of the piano ought to take up the still unarranged organ-compositions of Bach, and try reading them *at sight* with as great completeness and richness of harmony as is possible on the pianoforte (doubling the pedal-part in octaves wherever feasible). The manner in which this is to be executed, is suggested in the *Examples of Transcription* given as an Appendix to Part I.

Still, this comprehensive course of study in Bach's piano-music forms but a *part* of that which is necessary to make a thorough pianist of a person naturally gifted. If this truth were stated in plain terms by every conscientious teacher to zealous beginners, the standard wherewith people are now-a-days content to compare the artistic and moral capacities of students would speedily be raised to a height inconveniently beyond the reach of the generality. By such means a barrier might gradually be built up against dilettantism and mediocrity, and thus against the degeneration of art, — a barrier which might cause many to pause and reflect, more carefully than present conditions render needful, before risking a leap and a possible breaking of their necks.

* Tausig unfortunately left the *greater half* of the work untouched, several keys being unrepresented in his Collection; even the monumental *B♭-minor* fugue in Part II (to mention one instance) is omitted; neither can he escape the censure of having reproduced certain incorrect readings of the Czerny text. — Bischoff's and Kroll's praiseworthy efforts were confined for the most part to a critical textual revision. Recent good editions are those by Franz and Dresel, Louis Köhler, Jadassohn, Reinecke and Riemann. The chief aim of this last revision is analytical phrasing and anatomization. Analyses in book-form have also been published by Riemann and still earlier by van Bruyck.

** The editor does not for a moment imagine that he is able to exhaustively accomplish this task alone. He will be well satisfied if he should succeed in disclosing a broader horizon for the study of Bach's works, and in formulating a plan for successfully bridging over the interval between the "Well-tempered Clavichord" and modern piano-technic.

New York, January, 1894.

Ferruccio B. Busoni.

"The Well-tempered Clavichord"

by

JOHANN SEBASTIAN BACH.

Revised, annotated, and provided with parallel exercises and accompanying directions for the study of modern pianoforte-technic


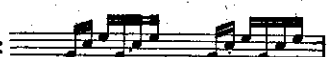
by

FERRUCCIO B. BUSONI.

Prelude I.


Moderato.

Part I.

1) The flowing and even movement in sixteenths must be kept up between the 8th and 9th notes in each measure, and between the successive measures; do not play:  or thus (!): 



2) The Editor recommends abstention from the use of the pedal up to the 5th measure of the 3rd section, and the strict holding-down of the left-hand notes instead, which very nearly gives the effect of the pedal.


3) Tausig's conception of this prelude, requiring a pianissimo execution throughout, is likewise deserving of notice, and forms an entirely new study.

NB. I. For the attainment of a perfect legato, practice the figure first in andantino tempo, with a somewhat firm touch, and in such a way that each tone in the right hand is successively held down through the true duration of the next, thus assuming the time-value of an eighth-note: 

II. Then try to obtain the effect of the original notation by playing the figure thus:

Allegro, *leggiermente*.

right hand. 
 left hand. 

 etc.

The image shows a piano score for a prelude, consisting of five systems of two staves each. The music features a continuous sixteenth-note pattern in the right hand and a simpler accompaniment in the left hand. Dynamics include *p subito*, *poco rinf.*, *p*, *mp*, and *poco*. The score includes various fingering numbers and articulation marks.

III. This Prelude is also adapted for the practice of an energetic staccato in the following arrangement. In practicing this staccato, care must be taken to render the interchanging of the hands perfectly smooth and even.

Allegro moderato.

The image shows a single staff of musical notation for the staccato arrangement. It features alternating hands and staccato markings. The notation includes various fingering numbers and articulation marks.

IV. Finally, this Prelude may also be usefully employed for the study of the lightest staccato (in close imitation of the "springing bow" on the violin). The following arrangement will serve as a preparation for the 4th number of the Liszt-Paganini études.

Allegro vivace, leggierissimo.

The image shows a single staff of musical notation for the lightest staccato arrangement. It features staccato markings and various fingering numbers. The notation includes various articulation marks.

tenuto, quasi effetto di pedale.

2 3 5 1 3 1 2 4

1 3 4 2 3 4 *meno tenuto* *p* *cresc.*

*2) *Ped.* * *Ped.* * *Ped.* * *Ped.* *

più

Ped. * *Ped.* * *Ped.* * *Ped.* * *Ped.* *

(ossia: *ff* sempre forte - - - - -)

f

Ped. * *Ped.* * *Ped.* * *Ped.* * *Ped.* *

(ossia: *ff* - - - - -

- *molto largamente ed armonioso* - - - - -

- *allarg.* - - - - -

ff)

p *dolce* *p 4)*

Ped. * *Ped.* * *Ped.* *

4) The Editor desires to caution against an over-valuation, or possible under-valuation, of this piece. To quote from Riemann, it is simply a "portal" to the entire work; forming, however, in its euphony and structural finish, a highly satisfactory musical introduction.

Fuga I, a 4.

Moderato, quasi Andante.

1) *mf* A

2) *mf* S

meno f

mf T

quasi f S

quasi f T

mf A

p A

quasi f B

quasi f B

ten.

quasi f B

1) The theme is equal in length to 6 quarter-notes, or $1\frac{1}{2}$ measures in 4/4 time. As the parts follow each other in close succession, without intermediate episodes, the entrances at S. and B. produce a shifting of the 4/4 rhythm, resulting in an apparent $3/2$ measure.

2) S stands for Soprano, A for Alto, T for Tenor, and B for Bass; they always indicate the entrance of the theme. The notes on the upper staff are for the right hand throughout; those on the lower staff for the left hand only.

(5) *mp* *poco espress.* *pochissimo riten.*

mf *a tempo, meno legato ma sempre molto tenuto* *marc. B*

f *B*

calmando *dolce* *ten.* *B*

cresc. *marc.* *B*

3) The 3^d and 4th quarters in the bass originally conceived thematically:

4) According to the formal structure, the double-bar belongs here; according to the polyphonic form, the soprano and bass close half a measure further on.

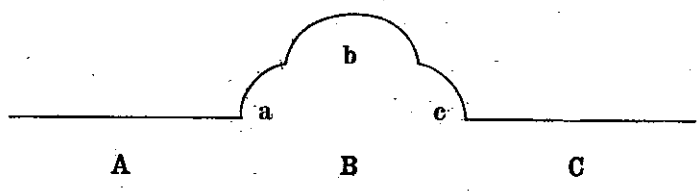
5) The bass phrase is a mutilation of the theme; here the stretto simply grows freer. In the last measure of the development but one, the tenor alone remains "thematic" — the sole survivor, as it were, of the battle between the parts; in the last measure we even lose every trace of the theme.

The musical score consists of two systems of piano and organ-point notation. The first system includes fingerings such as (5 4 3 3) and (2 1 2 3), and dynamics like (S) and (sfz). The second system includes fingerings like (4 5) and (3 4), and dynamics like *sostenuto* and *f*. A separate organ-point exercise is shown below, labeled "(after Tausig)".

NB. A fugue so architectonically perfect in construction as this will be met with, in the course of Part I, in possibly one other case—that of the notable *E♭*-minor fugue, whose “architectural style” is, to be sure, entirely different. Here the culminating effect is massed in the middle; whereas in the *E♭*-minor fugue the insatiable upward striving presses onward to the very last measure.

The exposition (the successive appearance of the theme in each of the four parts, with alternation between the tonic and dominant keys) embraces 6 measures, and may be represented graphically by a straight line. The development then follows in three sections, the middle one being that most replete with contrapuntal devices, while the third development-section gradually leads back into the “straight line” (Coda).

Retaining our architectonic comparison, we feel tempted to illustrate the scheme of this fugue by means of the annexed figure:



- conformably to which we have
- A = Exposition, 6 measures
- B = Development, 17 measures
 - { a = 7 measures = Stretto
 - { b = 5 measures = continually narrowing Stretto (climax)
 - { c = 5 measures = simple Stretto again, and return to rest.
- C = Coda. 4 measures = Organ-point on the tonic.

Outside of hand thrown out for accent

8

Prelude II.

Allegro con fuoco.

accent discord

The main score consists of two systems of piano and bass staves. The first system is marked *f distintamente articolato* and includes fingering numbers such as 5 2 1 3 1 3 1 2, 5 3 2 3 1 3 2 3, and 5 (1 2 3 1 3 2 1) / 3 2 1 3 2 3. The second system is marked *simile* and includes fingering numbers like 3 1 3 2 3 1, 3 2 1, 5 2 1 3 1 3 1 2, 5 2 1 3, 2 1 3, and 5 3 2 3 (1 2 3 1 3 2 1). The third system includes fingering numbers like 2 1 3, 1 3 1 2, (1 2 3 1 3 2 1) / 3 2 3 1, (10), 5 3 2 3 1, and 5 3 1 3 2 3 1 3.

NB. The technical utility of this Prelude—which is comparable to an agitated stream reflecting the flames of a conflagration—may be enhanced: a) by a strict holding of the notes with both little fingers; b) by a martellato variation of the principal figure with an “alternate striking of the hands in double notes” (Zweigriffen); or c) by added octaves, thus rendering the whole a study of sixths in “transcendent execution”. This Prelude (as Bach wrote it) also makes an excellent preparation for the study of the trill with the 1st, 2^d, and 3^d fingers, e. g.

5 2 1 3 2 3 1 3 2 3 1 2 5

Studie. (Etude.)

a)

ten. ten. etc.

Studie. (Etude.)

b)

5 3, 5 4 3, 3, (2 5) / 5

TEXT 10. (Measure 10)

etc. etc.

begin by cresc.

1) In the Editor's opinion, the first period ends with the 14th measure in the relative key, and the second with the next 13 measures, just before the Presto. This latter embraces, together with the Coda, 14 measures more, (reckoning the Adagio as 4 allegro measures); hence the generally satisfactory symmetrical effect. This division, too, best accords with our natural perception.

Relax - let left hand
come out

Presto. (poco più vivo)

Handwritten annotations for the Presto section include:
 - Above the first staff: (1 3 4 2 4 3 4 5 3 2 3) and 2 1 3 2 3 1 3 4 1 2 3
 - Above the second staff: answer
 - Below the first staff: f^{ma} legg. (quasi Cadenza)
 - Below the second staff: 2, (5), (1 2), 4, 1 3 2 1, 2 3 2, (1 2 3 4 3)

Adagio. (poco a piacere)

Handwritten annotations for the Adagio section include:
 - Above the first staff: Keep more or less same speed
 - Above the second staff: 1 2 3 2 1 3 2 3, 2 3 4 5 4 3 2 1 3 4 2 3 4
 - Below the first staff: recitativo, drammatico
 - Below the second staff: 3) (1), 4 2 3, 1 5, 2 3 4 5 4 3 2 1 3 4 2 3 4

Allegro. (Tempo I, poi allargando)

Handwritten annotations for the Allegro section include:
 - Above the first staff: 1 2 3 4 2 5 1 2 4 3 1 2
 - Below the first staff: up to tempo immediately
 - Below the second staff: *
 - Below the third staff: *
 - Below the fourth staff: *

2) The artist must know, among other things, how to husband his strength for climaxes and turning-points, and how to seize opportunities for gathering new strength. This consideration makes the addition of a hold (◡) over the G in the left hand appear justifiable; it should lend to the bass a certain organ-like ponderousness, and throw the Presto—"bearing down all barriers" with its irresistible flood—into yet stronger relief; the point of rest thus gained before this quasi cadenza will also enable the player to recover the necessary lightness and elasticity, which are apt to suffer from 24 measures of an obstinately monotonous movement. Finally, this same left-hand G may be transformed, by adding the lower octave and employing the Steinway third pedal (pedale de prolongement, or sustaining-pedal), into an effective 6-measure organ-point.

3) The tempo to be taken here is four times as slow as that of the preceding movement, so that a quarter of the Adagio corresponds to an entire measure of the Presto. Supposing it to be played without a change in time-signature, the following reading would yield a rhythmically correct execution:

Handwritten annotations for the comparison score include:
 - Above the first staff: (Allegro.)
 - Above the second staff: ten.
 - Above the third staff: allargando
 - Below the first staff: *
 - Below the second staff: *
 - Below the third staff: *
 - Below the fourth staff: etc.

The difference between the 32^d-notes and 64th-notes is apt to be overlooked by pupils, who thus find themselves entangled in most extraordinary measures; the above simplified notation will aid them in finding the right way. The character of this episode is that of a broad "recitative-style."

Presto. (Measure 2.)

Handwritten annotations for Measure 2 of the Presto section include:
 - Below the first staff: 5 3 4 5 3 4
 - Below the second staff: 5 3 4 5 3 4
 - Below the third staff: 5 3 4 5 3 4
 - Below the fourth staff: 5 3 4 5 3 4
 - Below the fifth staff: 5 3 4 5 3 4
 - Below the sixth staff: 5 3 4 5 3 4
 - Below the seventh staff: 5 3 4 5 3 4
 - Below the eighth staff: 5 3 4 5 3 4
 - Below the ninth staff: 5 3 4 5 3 4
 - Below the tenth staff: 5 3 4 5 3 4
 - Below the eleventh staff: 5 3 4 5 3 4
 - Below the twelfth staff: 5 3 4 5 3 4
 - Below the thirteenth staff: 5 3 4 5 3 4
 - Below the fourteenth staff: 5 3 4 5 3 4
 - Below the fifteenth staff: 5 3 4 5 3 4
 - Below the sixteenth staff: 5 3 4 5 3 4
 - Below the seventeenth staff: 5 3 4 5 3 4
 - Below the eighteenth staff: 5 3 4 5 3 4
 - Below the nineteenth staff: 5 3 4 5 3 4
 - Below the twentieth staff: 5 3 4 5 3 4
 - Below the twenty-first staff: 5 3 4 5 3 4
 - Below the twenty-second staff: 5 3 4 5 3 4
 - Below the twenty-third staff: 5 3 4 5 3 4
 - Below the twenty-fourth staff: 5 3 4 5 3 4
 - Below the twenty-fifth staff: 5 3 4 5 3 4
 - Below the twenty-sixth staff: 5 3 4 5 3 4
 - Below the twenty-seventh staff: 5 3 4 5 3 4
 - Below the twenty-eighth staff: 5 3 4 5 3 4
 - Below the twenty-ninth staff: 5 3 4 5 3 4
 - Below the thirtieth staff: 5 3 4 5 3 4
 - Below the thirty-first staff: 5 3 4 5 3 4
 - Below the thirty-second staff: 5 3 4 5 3 4
 - Below the thirty-third staff: 5 3 4 5 3 4
 - Below the thirty-fourth staff: 5 3 4 5 3 4
 - Below the thirty-fifth staff: 5 3 4 5 3 4
 - Below the thirty-sixth staff: 5 3 4 5 3 4
 - Below the thirty-seventh staff: 5 3 4 5 3 4
 - Below the thirty-eighth staff: 5 3 4 5 3 4
 - Below the thirty-ninth staff: 5 3 4 5 3 4
 - Below the fortieth staff: 5 3 4 5 3 4
 - Below the forty-first staff: 5 3 4 5 3 4
 - Below the forty-second staff: 5 3 4 5 3 4
 - Below the forty-third staff: 5 3 4 5 3 4
 - Below the forty-fourth staff: 5 3 4 5 3 4
 - Below the forty-fifth staff: 5 3 4 5 3 4
 - Below the forty-sixth staff: 5 3 4 5 3 4
 - Below the forty-seventh staff: 5 3 4 5 3 4
 - Below the forty-eighth staff: 5 3 4 5 3 4
 - Below the forty-ninth staff: 5 3 4 5 3 4
 - Below the fiftieth staff: 5 3 4 5 3 4
 - Below the fifty-first staff: 5 3 4 5 3 4
 - Below the fifty-second staff: 5 3 4 5 3 4
 - Below the fifty-third staff: 5 3 4 5 3 4
 - Below the fifty-fourth staff: 5 3 4 5 3 4
 - Below the fifty-fifth staff: 5 3 4 5 3 4
 - Below the fifty-sixth staff: 5 3 4 5 3 4
 - Below the fifty-seventh staff: 5 3 4 5 3 4
 - Below the fifty-eighth staff: 5 3 4 5 3 4
 - Below the fifty-ninth staff: 5 3 4 5 3 4
 - Below the sixtieth staff: 5 3 4 5 3 4
 - Below the sixty-first staff: 5 3 4 5 3 4
 - Below the sixty-second staff: 5 3 4 5 3 4
 - Below the sixty-third staff: 5 3 4 5 3 4
 - Below the sixty-fourth staff: 5 3 4 5 3 4
 - Below the sixty-fifth staff: 5 3 4 5 3 4
 - Below the sixty-sixth staff: 5 3 4 5 3 4
 - Below the sixty-seventh staff: 5 3 4 5 3 4
 - Below the sixty-eighth staff: 5 3 4 5 3 4
 - Below the sixty-ninth staff: 5 3 4 5 3 4
 - Below the seventieth staff: 5 3 4 5 3 4
 - Below the seventy-first staff: 5 3 4 5 3 4
 - Below the seventy-second staff: 5 3 4 5 3 4
 - Below the seventy-third staff: 5 3 4 5 3 4
 - Below the seventy-fourth staff: 5 3 4 5 3 4
 - Below the seventy-fifth staff: 5 3 4 5 3 4
 - Below the seventy-sixth staff: 5 3 4 5 3 4
 - Below the seventy-seventh staff: 5 3 4 5 3 4
 - Below the seventy-eighth staff: 5 3 4 5 3 4
 - Below the seventy-ninth staff: 5 3 4 5 3 4
 - Below the eightieth staff: 5 3 4 5 3 4
 - Below the eighty-first staff: 5 3 4 5 3 4
 - Below the eighty-second staff: 5 3 4 5 3 4
 - Below the eighty-third staff: 5 3 4 5 3 4
 - Below the eighty-fourth staff: 5 3 4 5 3 4
 - Below the eighty-fifth staff: 5 3 4 5 3 4
 - Below the eighty-sixth staff: 5 3 4 5 3 4
 - Below the eighty-seventh staff: 5 3 4 5 3 4
 - Below the eighty-eighth staff: 5 3 4 5 3 4
 - Below the eighty-ninth staff: 5 3 4 5 3 4
 - Below the ninetieth staff: 5 3 4 5 3 4
 - Below the hundredth staff: 5 3 4 5 3 4

not robust

robustamente

(Coda) *light* *allargando*

This section begins with a piano introduction in the right hand, marked 'light' and 'allargando'. The left hand has a few notes. The right hand then plays a series of chords and melodic lines with various fingerings indicated above the notes.

Studie. (Etude.)

Allegro moderato.

The Etude begins with a rhythmic pattern in the right hand, marked 'Allegro moderato'. The left hand provides a steady accompaniment. Fingerings are indicated above the notes.

(Measure 10) etc. etc.

Measures 10 through 13 continue the rhythmic pattern. The right hand has a consistent eighth-note figure, while the left hand has a steady bass line. 'etc.' is written at the end of the section.

(Measure 14) etc. (Measure 16) etc. (Measure 19) etc.

Measures 14 through 18 show variations in the rhythmic pattern. The right hand continues with eighth notes, and the left hand has a steady accompaniment. 'etc.' is written at the end of the section.

(Measure 25)

Measure 25 is a single measure with a more complex rhythmic pattern in the right hand, featuring a half note and eighth notes. The left hand continues with a steady accompaniment.

Lo stesso tempo.

This section is marked 'Lo stesso tempo' and features a more complex rhythmic pattern in the right hand, with a mix of eighth and sixteenth notes. The left hand has a steady accompaniment.

Pedal III.

Adagio.

The final section is marked 'Adagio' and features a slow, expressive melodic line in the right hand. The left hand has a steady accompaniment. The piece concludes with a final chord.

Fuga II, a 3.

Allegretto, vivacemente.

Handwritten notes and markings on the score include:
 - Above the first system: *poco*
 - Between systems 2 and 3: *bring out*
 - Above system 3: *briskly*
 - Between systems 3 and 4: *accent*
 - Above system 4: *quasi stacc.*
 - Above system 5: *p subito*
 - Circled "7" at the end of the first system.

- 1) The counterpoint in eighth-notes to be played staccato throughout.
- 2) At first sight, one is easily tempted to take the first half of this measure in the Soprano for a continuation of the preceding sequence,—the more so, because the sequence actually goes on in the bass for another half-measure. It is for the player to separate, in the phrasing, the entrance of the theme on the second eighth-note from the episode, and to bring it out by proper stress on the notes.

NB. Its pleasing, almost dance-like rhythm, its subject progressing by the simplest of intervals, and hence easy of apprehension, and its striking economy of contrapuntal devices, have made this fugue, perhaps, the most popular one in the whole collection. Taken as a whole, the development may be regarded as a single long episode (*divertimento*), which is thrice divided, at regular intervals of time, into shorter sections by the entrance of the theme. So much for the polyphonic form; according to its formal structure, this part consists of twice 8 measures.

3) *p*

Gentle portamento

meno legg.

poco a poco cresc.

più cresc.

non legg.

poco largamente (Coda) *rall.*

cut off abruptly

a little slower retard

3) The two passages to which attention is called are not exactly easy to play correctly,— the counterpoint in a light staccato, the theme in due relief, the syncopation strictly observed. Practice slowly, in this way:

4) The added octaves in the bass were brought into vogue by Czerny. The Editor, however, agrees with Franz and Dresel in allowing them first to enter with the entrance of the theme. and also supports the opinion, that this addition cannot be considered a violation of Bach's style.

play

Prelude III.

Veloce e leggiero.

1) This reading is also authentic, and finds logical confirmation in the 2^d measure of the 2^d section:

2) is later consistently transformed into eighth-notes in the up-beat, thus:

First system of musical notation. Treble clef, key signature of three sharps (F#, C#, G#). The right hand features a melodic line with slurs and fingerings (1, 3, 4, 1, 3, 2, 3, 1, 4, 5, 3, 2, 3, 4, 1). The left hand has a bass line with slurs and fingerings (1, 3, 4, 1, 3, 2, 3, 1).

Second system of musical notation. Treble clef, key signature of three sharps. The right hand has a melodic line with slurs and fingerings (3, 2, 3, 4, 3, 2, 1, 3, 2, 4, 1, 3, 2, 4). The left hand has a bass line with slurs and fingerings (4, 2, 5, 4, 2).

Third system of musical notation. Treble clef, key signature of three sharps. The right hand has a melodic line with slurs and fingerings (4, 5, 3, 2, 1, 3, 1, 3, 1, 3). The left hand has a bass line with slurs and fingerings (1, 5, 1, 3).

Fourth system of musical notation. Treble clef, key signature of three sharps. The right hand has a melodic line with slurs and fingerings (2, 1, 2). The left hand has a bass line with slurs and fingerings (1, 3, 5, 3, 2, 4, 1, 4, 5, 2, 5, 1, 5, 2). The dynamic marking *più p* is present.

Fifth system of musical notation. Treble clef, key signature of three sharps. The right hand has a melodic line with slurs and fingerings (1). The left hand has a bass line with slurs and fingerings (1, 2, 1, 5). The dynamic marking *p* is present.

Sixth system of musical notation. Treble clef, key signature of three sharps. The right hand has a melodic line with slurs and fingerings (1). The left hand has a bass line with slurs and fingerings (1).

First system of musical notation. Treble and bass staves. Treble clef, key signature of three sharps (F#, C#, G#). The piece begins with a piano (*p*) dynamic. Fingerings are indicated with numbers 1-5. The word *simile* appears in the treble staff. The bass staff has a *ped.* (pedal) marking with an asterisk. The system ends with a *poco* marking.

Second system of musical notation. Treble and bass staves. Treble clef, key signature of three sharps. The piece continues with a *poco cresc.* (poco crescendo) marking. The dynamic is *p*. The system ends with a *p* marking.

Third system of musical notation. Treble and bass staves. Treble clef, key signature of three sharps. The piece continues with a *poco* marking. The dynamic is *p*. The system ends with a *p* marking.

Fourth system of musical notation. Treble and bass staves. Treble clef, key signature of three sharps. The piece continues with a *cresc.* (crescendo) marking. The dynamic is *p*. The system ends with a *cresc.* marking.

Fifth system of musical notation. Treble and bass staves. Treble clef, key signature of three sharps. The piece continues with a *più cresc.* (più crescendo) marking. The dynamic is *p*. The system ends with a *ped.* marking with an asterisk.

Sixth system of musical notation. Treble and bass staves. Treble clef, key signature of three sharps. The piece continues with a *f* (forte) dynamic. The system ends with a *f* marking. The system concludes with a *deciso* (decisive) marking and a *in tempo* marking.

Ossia: Musical notation for an alternative ending. Treble clef, key signature of three sharps. The piece concludes with a *deciso* marking and a *in tempo* marking.

3) The Editor plays this after-struck $g^{\#}$ with the clean thumb-stroke from the joint, keeping the wrist quiet but not rigid. The rhythm is marked and supported by the broken-chord figure in the left hand, which must be struck with precision.

4) The 8 eighth-notes of this measure are commonly played in an undefinable species of time, according to which each of them has a time-value of approximately 8 sixteenth-notes. This mistake is inevitable when the sixteenth-note figures in the foregoing 6 measures are conceived as triplets—a weakness to which dilettantes and the like are prone to succumb. The cadence must be played strictly in time and with strong emphasis, sounding, as it were, like a sudden resolve.

Studie. Etude.

Technische Varianten zu Praeludium III.¹⁾

Technical Variants of Prelude III.

Da eseguirsi il più fedelmente possibile in tempo e carattere del pezzo originale.

First system of musical notation, featuring a treble and bass clef with complex rhythmic patterns and fingerings.

Second system of musical notation, including an 'Ossia' section with specific fingerings like 5 4 2 1 5 4 and 2 1 1 2 1.

Third system of musical notation, including an 'Ossia' section with fingerings such as 5 1 2 5 3 1 and 1 5 3 4 3 5.

Fourth system of musical notation, including an 'Ossia' section with fingerings like 1 1 2 1 2 3 and 5 4 5.

Fifth system of musical notation, including an 'Ossia' section with fingerings such as 1 2 1 3 and 1 2 1 2 3.

Sixth system of musical notation, including an 'Ossia' section with fingerings like 2 3 4 and 2 1 2 3 1 2.

quiet
must
to
when
di-
frone

1) This study must not be taken up until the original, which requires what might be termed a "flying" execution, is fully mastered technically. A further preliminary exercise is obtained by transposing the latter into C-major.

First system of musical notation, featuring a treble and bass clef. The music includes various notes, rests, and dynamic markings such as *p subito*. Fingerings are indicated by numbers 1-5 above or below notes.

Second system of musical notation, featuring a treble and bass clef. The music includes various notes, rests, and dynamic markings such as *cresc.* and *più cresc.*. Fingerings are indicated by numbers 1-5.

Third system of musical notation, featuring a treble and bass clef. The music includes various notes, rests, and dynamic markings such as *f legg.* and *f*. An *Ossia* section is indicated above the treble staff. Fingerings are indicated by numbers 1-5.

Fourth system of musical notation, featuring a treble and bass clef. The music includes various notes, rests, and dynamic markings such as *mf legg.* and *cresc.*. An *Ossia* section is indicated above the treble staff. Fingerings are indicated by numbers 1-5.

Fifth system of musical notation, featuring a treble and bass clef. The music includes various notes, rests, and dynamic markings such as *f*. Fingerings are indicated by numbers 1-5.

Fuga III, a 3. Allegro moderato.¹⁾

At first smoothly and gracefully; then with a gradual intensification.

Other phrasings of the theme, e. g.,  *may be equally correct.*

mf

1) Riemann's proposed tempo-mark "Andantino piacevole" might easily lead to a certain inappropriate lassitude of movement and expression very prejudicial to this fugue in which rhythmical culminating-points and strongly marked phrasing are indispensable.

2) Literal execution  the next measure in same way.

egualmente

marcato ma sotto voce

ritenutamente poco espress.

a tempo

dolce

Ossia

più energico

mf

or, acc. to the parallel passage:

3) Through $3\frac{1}{2}$ measures the key is equivalent (on the piano) to *F*-minor. This idea will facilitate playing them by heart.

4) Here the downward leap of a seventh in the theme is inverted to the upward step of a second.

legg.
tutto egualmente dolce
p legg.

subito

f

marcato

acc. to Tausig in two parts.

f energico e misuratamente

acc. to Tausig.

5) The authentic readings are $b\sharp$ in the left hand and, in the next measure, $g\sharp$ in the right; not and the ordinary and incorrect readings.

6) 3 1 2 3 1
1 3 2 1
1 3 2 1
ten.
f

2 5 5 5 5
1 2 4
meno f
f
3 2 1 2
4 3 1 2 4 3 1 5 (3)

5 4 2
2 3 4 1
4 3 5 4 2
4
5 3
1 3 3 1
2 3 1
5 5 4 5

1 1 1 7)
1 3 4 5 2 1 3 2 5 1
4 2
2 3 4 1 2 1 3 2 1 3 2 1 2
4 4
2 1 4 3
ff
(1 2 1 2 3 1 2 1 3 1 2)
5

6) With the last $1\frac{1}{2}$ measures the 2^d section ends, they, at the same time, forming the commencement of the 3^d section (//). Combinations of this sort are not uncommon in polyphonic forms (compare, for instance, No. 11 of Bach's Inventions in the Editor's edition, and also the middle movement of Beethoven's Sonata, Op. 109, in Bülow's edition.)

The subdivisions above proposed, indicating the natural boundaries within the development, will be found to have the satisfactory proportion of 9:19:9 measures; it is evident, that the middle section is about twice as long as either of the others.

In the Editor's judgment, the third principal division now following is to be regarded simply as an epilogue, wherein all that has been said before is repeated in concentrated form, though the true contrapuntal development comes to a standstill. Henceforward, the principal key is, on the whole, adhered to; the brief transient modulations merely serve to establish its domination more and more, whereby the entire conclusion attains to the very height of affirmative energy.

7) Here the theme appears as if interwoven in the figuration of the highest part; modulation from the dominant key to that of the tonic. It is as if the Soprano answered itself in the key of the higher fifth, anticipating any further reply by returning at the same time to the principal key and reaching a definitive close.

These two last measures in the Soprano might be skeletonized as follows:

Prelude IV.

Andante serioso, non troppo sostenuto ed espressivo.

The musical score consists of six systems, each with a treble and bass staff. The key signature is three sharps (F#, C#, G#) and the time signature is 6/4. The piece begins with a *mezza voce* dynamic and includes several *ped.* (pedal) markings. The first system features a *mezza voce* dynamic. The second system is marked *dolce*. The third system is marked *sempre sostenuto* and *dolce*, with a *poco cresc.* instruction. The fourth system is marked *poco marcato* and *dolce*, with a *dim.* instruction. The fifth system is marked *a tempo* and *p*, with a *semplice* instruction. The sixth system is marked *meno f* and *poco cresc.*. The score includes numerous fingerings, slurs, and articulation marks.

1) The time is to be imagined as having two beats to the measure (♩.x2) to prevent a possible dragging of the tempo.

4 3 2 1 5 1 1 3 2 #2

2 2 1 4 3 1 2 3 1 2 5

5 5 3 1 3 4 3 2 1 3 5 3 2 1 NB.

egualmente f, molto espress. *sosten.* *dim.*

fz

poco a poco cresc. *largamente (with large Tone)* *f, mit grossem Ton.*

fz poco lamentoso *ten.*

fz *dolce* NB. 2) *più p* *sosten.*

$\frac{3}{4}$ $\frac{2}{3}$ $\frac{5}{2}$ $\frac{3}{4}$ $\frac{5}{2}$

2) The measures between the two NB's are, formally speaking, only a melodic prolongation of the cadence,— an interpolation somewhat in "recitative-style," forming in any event a highly effective deferment, and thus an enhancement, of the final strain. The movement as originally conceived, supposing this "parenthesis" omitted, may be reconstructed as below, plainly showing the internal connection of the measures immediately preceding and following the 1st and 2^d NB. respectively:

NB.

NB. Through the chaste melancholy of these tones there sounds a note of suppressed pain, bursting forth only at rare intervals,— a Passion-like strain for whose expression a truly devotional mood, and an earnest conception of the full depth and grandeur of Bach's style, can alone suffice. Ingeniously devised nuances will not avail; even mature artistic powers cannot dispense with what is termed, in common parlance, "mood," "inspiration". It follows, that the marks of expression and shading which occur throughout the piece are meant, and can serve, merely as suggestions, and not as absolute directions.

Fuga IV, a 5.

Gravemente e sostenuto, ma non troppo.¹⁾

T poco pesante

A.II. 

sotto voce, misterioso

B poco pesante

S 

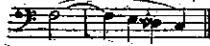
M. D. *poco*

A.I. 

M. D.

T 

1) The eighth-notes of the counter-subject should roll on in a tranquil, stately movement, to which the general tempo must conform.

2) The counter-subject  plays, in the first section of the exposition, an important (almost obbligato) rôle, which is to be borne in mind in the execution.

3) Wherever a moving part touches, in its course, a tied note in another, so that they sound in unison, the note in question is to be struck again, out of regard for the moving part.

4) We willingly assent to Riemann's view, that the next 13½ measures may be considered as a second exposition, albeit one incomplete in fact and effect on account of the omission of the soprano and of the 1st alto. In place of these, however, the 2d alto in this supplementary exposition brings out the theme twice; this 2d alto—not the 1st, as Riemann asserts—is to be regarded as the final exponent of the theme.

By the partial notation of the theme on three staves, the Editor hopes to facilitate a comprehension of the contrapuntal scheme.


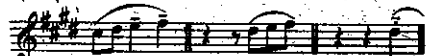
System 1: Treble and bass staves. Treble staff contains a melodic line with slurs and fingerings (2, 5, 3, 5, 5, 4, 1). Bass staff contains accompaniment with slurs and fingerings (1, 2, 3, 4, 5, 4, 3, 2, 1). Labels: "M.S." in the treble staff, "T" in the bass staff, and "A II. 2" with a fermata in the bass staff.

System 2: Treble and bass staves. Treble staff contains a melodic line with slurs and fingerings (3, 4, 4, 5, 5, 5, 4, 5, 4, 5, 5, 5). Bass staff contains accompaniment with slurs and fingerings (4, 2, 1, 2, 1, 3, 2, 3, 4, 3, 2, 2). Labels: "M.S." in the bass staff, "B. 5" in the bass staff, "M.D." in the treble staff, and "A II. 2" in the bass staff.

System 3: Treble and bass staves. Treble staff contains a melodic line with slurs and fingerings (4, 5, 3, 5, 4, 3, 1, 2, 4, 3, 4, 5). Bass staff contains accompaniment with slurs and fingerings (2, 1, 2, 1, 2, 1, 3, 2, 3, 4, 3, 2, 2). Labels: "Counter-subject I." above the treble staff, "sempre mezza voce" below the treble staff, "T" in the bass staff, and "A II. 1" in the bass staff.

System 4: Treble and bass staves. Treble staff contains a melodic line with slurs and fingerings (4, 8, 1, 5, 4, 2, 3, 5, 5, 4). Bass staff contains accompaniment with slurs and fingerings (1, 2, 1, 2, 1, 3, 2, 3, 4, 3, 2, 1). Label: "Episode" above the treble staff.

System 5: Treble and bass staves. Treble staff contains a melodic line with slurs and fingerings (5, 3, 4, 5, 3, 1, 2, 1, 4, 3, 4, 5, 3, 2, 1). Bass staff contains accompaniment with slurs and fingerings (1, 2, 1, 2, 1, 3, 2, 3, 4, 3, 2, 1). Labels: "A.I." in the treble staff, "ten." in the bass staff, and "(C.I.)" in the bass staff.

5) The 3 quarter-notes in the auftakt (up-beat) of the 1st counter-subject  are variously modified in the course of the development; the chief variations are  etc.

Counter subject II.
poco marc.

(C. II.)

S
7) A I.

(C. II.)

S
C. I.

(C. I.)

S
marcato

poco cresc.

S
dolente

dem.

6) From this point up to the Coda, the 1st counter-subject plays an entirely obligato rôle; i. e., it becomes the persistent and constant companion of the principal theme.

Likewise obligato up to the very end. Do not make the two staccato quarter-notes too short.

7) Follow out the beautiful leading of the 1st alto, which takes up successively the principal theme, and the 2^d and 1st contra-subject. Also follow the bass at beginning of 3^d section; here the succession is different.

8) The chromatic imitation between soprano and 1st alto, commencing here and continuing to the end of the second section, should be brought out prominently.

mp armonioso (C.I.)
mf sostenuto

B

ten. *poco a*

poco animando e cresc.

più f *cresc.*

S *ben marcato*
 A.I. *ben marc.*
 B *ben marcato*

ten.
f
espress.
 T *1 marc.*

S *largamente*
f
sempre f.
 (5 4)
 4 1 3
 2

A.I. *3*
breit broad
 (5 3)
 5
 (2)
 (1)
 1 2
 1 2 3

oder:
 or:

18. In this fugue we seem to be borne upward, out of the crypt of a mighty cathedral, through the broad nave and onward to the extreme height of the vaulted dome. Midway in our flight, the unadorned gloom of the beginning is supplanted by cheerful ornamentation; mounting to the close, the structure grows in austere sublimity; yet the presence of the unifying idea is felt everywhere,—the single fundamental motive leaves its impress on every part.

Prelude V.

Allegro con spirito e molto scorrevole (Quasi „alla breve”). 1)

2) 2 5 534513 23 (3212345) 14321234 (3212345) 14321

leggiere, granulato


p

(13524312) 4 5 13 212 (143231) 12345 1 (523121) 143 15 (352543) 13 (1) 24

531 4 1 4 5 2 1 4 5 1 2 3 4 5 1 4 13 13 2 5 1

simile

1) The rising and falling of the figuration (in the first section) should be accompanied by a corresponding swell and subsidence in the dynamic shading-nuances, which, being felt rather than audibly expressed, are too ethereal for expression by written signs.

2) In view of the intimate relations between this figural motive and that of the well-known *A*-minor fugue (publ. separately) by the same master  the latter—a five-finger exercise par excellence—should be taken up together with this prelude. The left hand taking its full share in the execution of the figure, the following transcription of the prelude, for both hands, will offer few difficulties after the fugue-study is completely mastered.

Allegro vivace.

1 3 2 5 2 1 2 1 2 1 4 2 3 4 5 1 2 1 2 3 1 3 1 3 1 3 2 4 5

1 2 1 2 3 4 1 3 2 1 (1 2 1) etc.

or thus: etc.


To the "positive" of this perpetuum mobile Chopin's Etude Op. 25, No. 2, and the Finale to his *B*-minor Sonata, furnish the comparative and superlative. Of course, this comparison refers chiefly to the technical form, less to the musical content, of these pieces, so different in many respects. But all three are alike in happiness of conception and unity of mood.

ossia: 



1 3 2 1 4 2 3 5 1 5
1 4 3 2 1 2 3 4 1 1 5
1 4 3 2 1 2 3 4 1
1 3 2 1 2 3 4 5 1
2 1 3 5 2 5 1 3

ossia: 




2 2 5 3 1 4 1
(2) 1 3 2 2 4 3 1 2 3 4 5 5
dim. pp



1 3 2 1 2 3 4 5
1 4 3 2 1 2 3 4 5
poco a poco cresc.




2 5 2 4 2 5 1 2 3 4 5 1
3 1 3 1 2 3 4 5 1
sempre più cresc. ten.




14 1 1 5 4 3 2 1 3 2 1 2 3 4 1 4 3 4 1 2
3 5 3 2 1 4 5 (1 3 4 5 2 3 4 1) 2 3 1 3
ten. poco sientando

Adagio.



3 1 3 3 4 1 5 1 2
fz ff

Execution, without changing the tempo (sempre allegro).

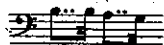



f veloce e forte short and sharp together sfz ff

Fuga V, a 4.

Allegro moderato ed eroico, piuttosto Andante.¹⁾

1) The tempo may be approximately determined by stating, that the 32^d notes of the Fugue are about equal to the sixteenth-notes of the Prelude.

2) Take care not to play the dotted note too long, or the sixteenth-note too short—mistakes to which teachers' ears have long since grown accustomed; not this way  but so  When accompanied by the figure in 32^d notes, the proper execution is sufficiently obvious.

NB. Thanks to its rhythmico-plastic forcefulness and the exceeding simplicity of its contrapuntal construction (note, for instance, the carelessness with which the four-part structure is held together in the 3^d section), this fugue divides the honors of popularity with its rival, the fugue in C-minor. However, it is none the less a characteristic piece of the first rank, and finds most effective expression in this fugal form.

Besides this, the thematic relations between Prelude and Fugue are closer than may generally be assumed; their common harmonic basis would render it possible to superimpose the one piece on the other, (of course, with some modifications). E. g.

First system of musical notation, measures 33-34. Treble and bass clefs, key signature of one sharp (F#). Includes fingerings and slurs.

Second system of musical notation, measures 35-36. Treble and bass clefs, key signature of one sharp (F#). Includes fingerings and slurs.

Third system of musical notation, measures 37-38. Treble and bass clefs, key signature of one sharp (F#). Includes fingerings and slurs.

Fourth system of musical notation, measures 39-40. Treble and bass clefs, key signature of one sharp (F#). Includes fingerings and slurs.

Fifth system of musical notation, measures 41-42. Treble and bass clefs, key signature of one sharp (F#). Includes dynamics (*ff*), tempo (*in tempo*), and fingerings.

Sixth system of musical notation, measures 43-44. Treble and bass clefs, key signature of one sharp (F#). Includes dynamics (*ff*), tempo (*sempre in tempo*), and fingerings.

Prelude VI.

Un poco agitato, non allegro.


1) *mezza voce* *
quasi staccato 2)
legato *
legato

1) (The directions under No 1, Prelude V, are also to be observed here.)

2) That is, to be struck somewhat shorter than the treble notes, but not with a dry tone.

NB. This Prelude is to be played *non legato* throughout. In this style of touch the fingers strike the keys elastically without aid from the wrist, and the finger which is down springs back from the key before the next finger falls. This style of touch differs, however, from the true *staccato* in that the tones, although separated one from the other, should have as soft and sustained a sound as the nature of the case permits.

A suitable preparatory study to the foregoing is No 10 of the two-part Inventions by Bach (in the Editor's edition); a useful after-study is furnished by the Prelude itself, played through several times with-

out using the thumb:  etc.

At this stage, the Editor considers it proper to call attention to the importance of the *non legato* touch, as the style in closest sympathy with the nature of the pianoforte. In it is to be sought, for example, the secret of the "pearly" touch, which is based on the same preconditions of separatedness, softness, and evenness. The *legato* touch favored by the earlier school is, in point of fact, non-attainable on the pianoforte, even if in isolated instances an effect be produced which is illusively like a true legato.

Close acc. to: *Friedemann Bach's*

The chase after an ideal legato is a relic of that period in which Spohr's violin-method and the Italian art of song held despotic sway over the style of execution. There obtained (and still obtains) among musicians the erroneous notion, that instrumental technic ought to be modelled after the rules of singing, and that it the more nearly approaches perfection, the more closely it copies this model so arbitrarily set up for imitation. But the conditions—the taking breath, the necessary joining or dividing of syllables, words, and sentences, the difference in the registers—on which the art of singing is based, lose greatly in importance even when applied to the violin, and are not in the least binding for the pianoforte. Other laws, however, produce other—characteristic—effects. These latter, therefore, are to be cherished and developed by preference, in order that the native character of the instrument may make itself duly felt. In proof of the staccato nature of the pianoforte, we instance the enormous development which has come about, within a few decades, in wrist-technics and octave-playing, to receive detailed mention under Fugue X.

By regularly transposing the first note of each triplet into its higher octave, this prelude is transformed into a modern Étude for broken chords in open harmony. In this form, it may (and should) serve as a preparation for the similar larger Études by Chopin and Henselt.

Vivace legg.

etc.

dim. p

(Pw. *) (Pw. *)

poco p

(Pw. *) (Pw. *) (Pw. *)

cresc. poco a poco

(Pw. *) (Pw. *)

(Pw. *) (Pw. *)

(Pw. *)

3) This cadence sounds indisputably like a presage of the chromatic runs so characteristic of Liszt's music; even the flower of modern chromatics is rooted in the tone-world of Bach, as might be proved by numerous examples. This again confirms the remarks in the Introduction.

In conformity with the proposed "transcription" in open harmony, this cadence would sound best in this form:

ff f

In the preceding measure (including the tied *g* in the *aufakt*) (up-beat) the original version may be retained.

Fuga VI, a 3.

Andante espressivo.

1) In this Fugue, and those coming after, S denotes the inversion of the theme in the Soprano (theme in contrary motion), V= in the Alto, T= in the Tenor, B= in the Bass.

2) The Bass, in this measure, should be conceived as a transcription (or rather a corruption) of the theme: 

3) In each case, the trill belonging to the theme is to be executed as shown in the Exposition.

4) Both of the two 4-measure periods so marked (at the close of the development, 1st section, and the conclusion of the fugue) are perfectly symmetrical as compared one with the other. The second (Tonic) is an exact transposition of the first (Domin). This method of procedure, so frequently employed by Bach, is important as typical of the sonata-form later evolved.

General View:

I. Exposition = 9 measures (the Bass finishes the period a measure before).

Episode = 3 measures.

II. Development. {Section 1 = 8 measures (close in dominant key)
 {Section 2 = 8 measures (in 8th measure, alto begins the 3^d division)

III. Coda. {Section 1 = 10 measures;
 {Section 2 = 6 measures (the first 4 identical with the closing measures of Devel., Sec. 1.)

Prelude VII.

(Introduction.)

Allegro deciso.¹⁾

The musical score is presented in two systems of grand staff notation (treble and bass clefs). The first system (measures 1-4) begins with a forte dynamic (*f.*) and a first fingering (¹⁾. The second system (measures 5-8) continues the melodic and harmonic development. The third system (measures 9-12) features a triplet in the right hand and a tied eighth note in the left hand, with a third fingering (³⁾ indicated. The fourth system (measures 13-16) includes the instruction *con fuoco* and a first fingering (¹). The fifth system (measures 17-20) is marked *non legato* and *Poco Andante.¹⁾*, with dynamics *friten.* and *al recitativo* in the left hand, and *dolce, tenuto* in the right hand. The score concludes with a fourth fingering (⁴) in the right hand.

1) The tempo-marks, and also the perfectly logical division of this Prelude into an "Introduction" and "Fugue" are to be credited to Riemann, and were taken from his analysis of the "Well-tempered Clavichord"

2) In the coming Fugue we shall see this figure in sixteenth-notes utilized as the counter-subject to the theme.

3) According to Kroll and Bischoff, this tied eighth-note is not c^2 but d^2 . This idea, however, appears equally contradictory to the scheme observed in the foregoing 4 measures and to our harmonic sense, which hears in this figuration the dominant seventh-chord of B -major. Consequently, we write c^2 in the place in question.

4) The theme of the coming Fugue, and also to a certain extent the "skeleton" of its development and stretto, are presented here in advance; this might be compared to a chapter-heading briefly setting forth its contents.

First system of musical notation, featuring a treble and bass clef. The treble staff contains a melodic line with various ornaments and slurs, while the bass staff provides a harmonic accompaniment. Fingering numbers (1-5) are indicated throughout.


Second system of musical notation, continuing the piece. It includes a treble and bass clef with complex melodic and harmonic textures. A '5)' annotation is present at the end of the system.

Third system of musical notation, marked with 'espress.' and 'poco riten.'. It features a treble and bass clef with a more expressive melodic line in the treble and a rhythmic accompaniment in the bass.

Tempo I¹⁾
(Fuga a 4)
 (C.S.)

Fourth system of musical notation, beginning the 'Fuga a 4' section. It is marked 'non f' and includes a treble and bass clef. The treble staff shows a complex, rhythmic theme, while the bass staff provides a steady accompaniment. A 'B' annotation is at the bottom left.

Fifth system of musical notation, continuing the 'Fuga a 4' section. It features a treble and bass clef with intricate melodic and harmonic patterns. A '6)' annotation is at the bottom left.

5) Here the fugal theme is quite fully presented  Its rhythmic form, however, has still to undergo a transformation.

6) Kroll and Bischoff let the Tenor enter here on e^b (in unison with the Bass). Riemann, instead, erroneously substitutes the Alto, making it skip down from e^b to a^b , while the Tenor breaks off entirely. In reality, the Alto does not take up the theme till the 6th measure; at first, from its position, apparently taking the place of the Tenor part it resumes in the next-following measure the place in which it naturally belongs. The Soprano does not participate in the Exposition of the theme.

First system of musical notation. Treble clef, bass clef. Includes fingerings (e.g., 3 1 2 1 5, 2, 3 1, 2 1 3, 5 4 3, 3 4 5, 1) and a section marked 'A'.

Second system of musical notation. Treble clef, bass clef. Includes fingerings (e.g., 2, 1, 3, 4, 2, 2, 5, 1, 4 3 2 2, 5, 2, 4, 2 2) and dynamic markings 'dim.' and 'dolce'.

Third system of musical notation. Treble clef, bass clef. Includes fingerings (e.g., 3, 4, 1, 4, 3 4 5 4, 1 2, 4, 1, 2, 3 4 5) and dynamic markings 'dim.' and 'A marc.'.

Fourth system of musical notation. Treble clef, bass clef. Includes fingerings (e.g., 3, 2 1 3 1 2 1 2, 5, 2 1 3 1 2 1 2, 1 2, 3 4 5 4 3 2 5 4, 4 3 1) 5) and dynamic markings 'dim.' and 'A marc.'.

Fifth system of musical notation. Treble clef, bass clef. Includes fingerings (e.g., 2 1 4, 3 2 1 2, 1, 2 3 4, 3 2 1, 4, 2 1) and dynamic markings 'S' and 'T'.

Sixth system of musical notation. Treble clef, bass clef. Includes fingerings (e.g., 3, 4 3, 1, 3 1 4, 2, 5 2 1 3 4, 3 2 1) and dynamic markings 'A', 'T', and 'Ossia'.

7) *f*
 5 2
 5 3 2 1
 4 1 3 1 4

f
 5 3 1
 5 1 2 3 4 3 2 1 2 1 2 3 5 3 2 1
 5 4 5 3
B f
 T 2
 2 4 4

5 4 3 2 1
 1 1 3
 5 2 1 3 4
 2 3 1 4 2 2
 2 4 1 5 4 5
meno f
 B

2 3
 1 2 3
 4 3 4 3 2 1
 4 3 1 2 3
 1 3 5 4 1
 (5 4 3 2)
T. marc.
 2 4 5 2 3 1 2 4
 5 2 3 1 2 4

3 1 2 3 4 5
 1
 1 2
 3
fz cresc.
 5 5 5 3 2

The following notation seems more conformable to the leading of the parts.

T 2
 5 4 5 2 1 3 4 5 4 5

1 2 2 3 4 1 3 2 1 2 2 1 2 1 2 1

p *cresc.*

3 4 3 2 1 2 3 4 5 4 3 2 1 2 3 4 5 4 3 2 1

2 4 3 4 5 1 3 4 3 1 (1 3 2) 8) B *ff*

3 4 3 2 1 2 3 4 5 4 3 2 1 2 3 4 5 4 3 2 1

5 (3 2 1) 2 3 4 5 4 3 2 1 2 3 4 5 4 3 2 1

4 2 4 2 1 2 3 1 3 1 5 4 2 1 2 3 4 3 2 1 2 1

f

5 4 2 1 2 3 4 5 4 3 2 1 2 3 4 5 4 3 2 1

1 3 2 1 2 3 4 5 4 3 2 1 2 3 4 5 4 3 2 1

T

8) In order to bring out the culminating point more prominently, the Editor suggests that a doubling of the Bass part in octaves appears not inappropriate. According to this view, the left-hand part would stand thus:

ff

(R. Aho for r.h.)

Fuga VII,¹⁾ a4.
Tempo giusto.

Pesante e ben tenuto, ma non legato

f

1) The more sportive Fugue originally inserted here seems utterly incongruous to the Prelude, so boldly outlined in conception and structure. Riemann's remarks confirm this opinion. Contrariwise, the $E\flat$ major Fugue in Part II exhibits, both in its theme and in the broad, vigorous working-out, a striking kinship, an "elective affinity", to the foregoing Prelude, — giving birth to the fancy that we have, as it were, to do with a super-numerary development-section of the "Fugal Prelude" (omitting the ornamental counter-subject). The liberty which the Editor has taken in setting this fugue in the place of the legitimate incumbent, is justified by the circumstance, that Bach was apparently influenced, in his arrangement of the series, solely by the order of the keys. If the two volumes had originally been issued together (there was an interval of 20 years between!) it is quite likely that Bach would have partly interchanged their contents, pairing several preludes and fugues in a manner different from the present. In any event, the graceful, not very weighty $E\flat$ -major Prelude in Part II, stands in a more sympathetic relation to the first $E\flat$ -major Fugue than to the second.

A comparison of the themes in question is calculated to support the editor's opinion.

It will also be of interest to note, that the subject of the great E^b -major (triple) Fugue for the organ must likewise be considered as belonging to this same family of themes. This subject reads:

in Division I:
and in Division III
even:

Prelude (from Part I.)

Fugue (from Part II.)

(rhythmically identical with our Prelude.)

An obligato counter-subject in sixteenth-notes, developed in Division III of the Organ-Fugue, completes the resemblance of the latter with the Prelude now under consideration.

We are, therefore, fully justified in the conception, that these 3 E^b -major fugues form (intellectually) one work, or at least 3 workings-out of one and the same idea, as 3 branches from one parent stem, a conception wherein Bach's inexhaustibility is presented to our renewed astonishment.

As mentioned in the Introduction, an arrangement of this triple organ-fugue is embraced in the course of study mapped out by the Editor.

2) We here meet with a rare example. The second section of the executory part shows a point of rest. This becomes the more conspicuous and effective owing to the contrapunctal development being resumed with full energy, in the tenor part.

*dolce,
tranquillo e tutto legato*

*T marcato
ma dolce*

cresc. (A) *f come prima*

B

cresc. ed. allarg. *ff*

8) The following transcription, which allows of doubling the Bass part in octaves, is offered as setting forth in fullest vigor the characteristic ponderousness and sturdiness of this Fugue

Prelude VIII.

Lento.

dolcissimo, una corda

Dampfer-pedal

armonioso

voller

dim.

with broad tone

mf

menof

ten.

3 corde

poco

cresc.

1) The right foot should hold the pedal down for the time marked by the horizontal line, releasing and depressing it as marked by the vertical and oblique lines.

Suggestions for the execution:

2) 1 2 4 5

3) 4 3 2 3 4 5

4) 1 2 3

5) 3 4 5 4 3 2 1

non legato
più deciso
ma sempre largamente
non legato
senza Pedale
f
dim.
più dim.
6)
f
ped.
(as above)

dolce
cresc. subito
pp
p
mf
f
f drammatico
7)
ped.

appassionato
ritenuto
ff
p
espress.
8)
una corda 9)
ped.

6)
7)

- 8) The e^b in the Soprano ought fairly to "sing"; give the middle part expression, but less prominence.
9) The soft pedal need not be retaken till the entrance of the "misterioso", 3 measures further on.

NB. This deeply emotional movement, emanating from the inspiration of a devout dreamer, is Bach's prophetic forecast that in the fullness of time a Chopin would arise. Whoever is able to look beyond the external form, or to penetrate into the depths, will admit the mysterious affinities subsisting between this Prelude and Chopin's Étude Op. 25, No 7.

The execution of long-breathed melodies on the pianoforte is not only difficult, but positively unnatural. In no case can a tone be evenly sustained, and a swell is still less possible; yet these are two indispensable conditions for the rendering of cantabile passages, and impossible of fulfilment on the piano. The connection of one sustained tone with a following tone is perfect to a certain extent only when the second tone is struck with a softness precisely corresponding to the natural decrease in tone of the first (*f. — p.*). While the tone of the pianoforte, by reason of the instrument's mechanism, naturally increases in power and sonorousness in the descending scale, the melody requires, on the other hand, that intensifications, as a general rule, shall be accompanied by an increase of tone-power when ascending;— but beyond a certain pitch the duration of the piano-tone becomes so short, that pauses and breaks in the melodic continuity are absolutely unavoidable. It is the function of the touch, to overcome these difficulties and to counteract these defects as far as may be. To avoid plagiarism of various remarks made by Thalberg on this point, I quote literally a few passages from the Preface to his "L'Art du Chant appliqué au Piano". This course appears to be the best, in view of the fact, that these remarks are noteworthy, and yet already forgotten.

pp
misterioso

pp
una corda
allargando
3 corde

pp
una corda

10)
L.H.

<<1) One of the first requisites for the acquisition of a sonorous style of playing, and a tone at once full and adaptable to all nuances, consists in the attainment of perfect freedom from rigidity. It is, therefore, indispensable to possess, in the forearm, wrist, and fingers, the eminent suppleness and versatile flexibility that characterize the voice of a skilful singer. (See Note on pag. 35.)

2) In broad, chaste, dramatic melodies very much must be exacted from the instrument and as full a tone as possible drawn from it; yet this ought never to be sought by striking the keys hard, but by taking them with a short stroke and pressing them down deep with a warm, powerful, energetic touch. For simple, tender melodies the keyboard should be kneaded, as it were, with a boneless hand and fingers of velvet; in this case the keys must be felt of rather than struck.

5) Always avoid in playing that ridiculous and tasteless mannerism in which the melody-notes are struck at an exaggerated interval of time after their accompaniment, so that from beginning to end of the piece the impression of a continuous succession of syncopations is produced.... We urgently advise that the notes be sustained, giving to each its full time-value. To this end, especially in playing polyphonic compositions, a change of fingers on keys already held down must be diligently looked to. In this connection, we cannot too highly recommend to youthful artists the slow and conscientious study of the Fugue, as the sole method of training the hand for the proper mastery of the polyphonic style.... The performance of a simple 3 or 4-part Fugue, and its correct and appropriate interpretation in moderato tempo, requires and gives proof of more talent than the execution of the most brilliant, swift, and intricate pianoforte-movement.>>

The infinite diversity in the minute shadings of the tones, which is at the command of the best-equipped modern pianist, is not applicable, however, in its full extent to the interpretation of Bach's "concert-pieces". The successive shades should follow each other in a more abrupt and unprepared fashion, like changes in registration; in most cases, too, the same shade of expression should extend unvaried throughout an entire movement.

The method of marking the (indispensable) pedal which we have adopted for this piece is not absolutely binding, but will serve as a point d'appui for individual applications.

Fuga VIII,¹⁾ a 3.

Andante pensieroso, non troppo accentato.

The musical score is presented in five systems, each with a grand staff (treble and bass clefs).
 System 1: Treble clef, common time signature. Markings: *p mezza voce*.
 System 2: Bass clef. Markings: *p*, *Bmf, dolce*, *poco espress.*
 System 3: Bass clef. Markings: *legato*, *B5*.
 System 4: Bass clef. Markings: *poco*.
 System 5: Treble clef. Markings: *più distintamente*, *mf*.

1) Stated briefly, this Fugue is the most important in the Book—perhaps in the whole First Part. This is mentioned in order that the player may be aware, from the very start, of the full moment of the task to which he addresses himself.

2) According to the Editor's analysis, there are three sections within the Development which form dividing-lines; of these, that in the middle is nearly as long as the two others combined. Thus, the proportions are similar here to those in the development-section of the C#-major Fugue (the third in this book.) The general analysis follows:

più marcato

dolce

(sotto)

dim.

Development { I = 10 1/2 measures — Stretto in similar motion.
 II = 22 measures — Developm. and Stretto in contrary motion.
 III = 10 measures — Stretto in both the above varieties.

The third division of the fugue contains an effective intensification of what goes before; the augmentation of the theme is here added to all the devices employed up to this point, entwined in an intricate contrapuntal maze; the trouble of following out these combinations will be richly repaid. —

Special attention should be paid to the masterly construction of the Fugue.

3) *ma marc.*

This system shows the first two staves of a piano piece. The right hand features a complex melodic line with many triplets and slurs. The left hand provides a steady accompaniment. The tempo marking is *ma marc.* (moderato marcato).

poco slentando

This system continues the piece. The right hand has a triplet of eighth notes. The left hand has a triplet of eighth notes. The tempo marking is *poco slentando* (ritardando).

a tempo

f

S

A

V

This system is marked *a tempo* and *f* (forte). It includes annotations *S*, *A*, and *V* with brackets indicating where the theme appears in augmentation in the Soprano, Alto, and Tenor parts respectively.

poco marcato

S

A

This system is marked *poco marcato*. It includes annotations *S* and *A* with brackets indicating where the theme appears in augmentation in the Soprano and Alto parts respectively.

largamente

molto marc.

B

R


This system is marked *largamente* and *molto marc.* (molto marcato). It includes annotations *B* and *R* with brackets indicating where the theme appears in augmentation in the Bass and Tenor parts respectively.

3) The leading of the two highest parts, which frequently cross, comes out more clearly in the notation given below. The Soprano (theme) should be emphasized.

SOPRANO.

ALTO.

This system shows two staves of vocal parts. The top staff is labeled 'SOPRANO.' and the bottom staff is labeled 'ALTO.' Both staves show the same melodic line with a horizontal bracket underneath, indicating the theme in augmentation.

4) S, A, T, B denote theme in the Soprano (Alto, Tenor, Bass) in augmentation, (i. e. the time-values of the notes are doubled). The appearance of the theme in augmentation is indicated, furthermore, by a horizontal bracket .

First system of musical notation, consisting of a treble clef staff and a bass clef staff. The music includes various notes, rests, and fingerings (1-5). A large slur covers the first two measures.

Second system of musical notation. It includes a section marked *molto marc.* and *A*. The notation continues with treble and bass clefs, notes, and fingerings.

Third system of musical notation. It includes a section marked *meno f* and *espress.*. The notation continues with treble and bass clefs, notes, and fingerings.

Fourth system of musical notation. It includes a section marked *molto marc.* and *f*. The notation continues with treble and bass clefs, notes, and fingerings.

Fifth system of musical notation. It includes a section marked *A*. The notation continues with treble and bass clefs, notes, and fingerings.

Sixth system of musical notation. It includes a section marked *ff* and *allargando*. The notation continues with treble and bass clefs, notes, and fingerings.

Seventh system of musical notation, labeled *Ossia*. It consists of a single staff with notes and fingerings.

"The Well-tempered Clavichord"

by

JOHANN SEBASTIAN BACH.

Revised, annotated, and provided with parallel exercises and accompanying directions for the study of modern pianoforte-technic

by

FERRUCCIO B. BUSONI.

Prelude IX

Part II.

Allegretto, in modo pastorale.

1) In this passage, and analogous ones, the sign \swarrow was written over the note. The writing-out in small notes shows how the sign is to be understood. The unfortunate necessity for such pedantic minuteness was recognized by Bülow, and still earlier by C. Ph. Em. Bach, from whose "Essay on the true method of playing the Clavier" (1787) we quote, in this connection, the following remarks, which are quite as applicable to our own time:

"All embellishments indicated by small notes belong to the following note; consequently, the preceding note must never be robbed of any portion of its time-value, and the following note loses only so much as the small notes call for. This observation is the more pertinent, the more generally the rule is disregarded.... From this rule it follows, that these small notes, and not the following principal note, are to be struck together with the bass or the other parts. Through them we glide ("slide") into the following note; this, too, is far too often neglected.... However superfluous it may seem to insist that the other parts, together with the bass, should be struck with the first note of any embellishment, it is, nevertheless, a rule which is very often disregarded" (Part I, Chap. 2, §§ 23 and 24.)

2) The "poco ritenuto" before the cadences in *B*-major and *E*-major must be treated with the utmost taste and discretion; the given fingering is the natural one for the style of touch required here.

N. B. Bach, after touching, in the contents of Part I (according to our edition), the principal degrees in the scale of musical feeling, and giving expression to the heroic, melancholy, vehement, reflective, and humoristic moods in a form which likewise gave full scope to the technical virtuosity of his time, presents in this Prelude, for the first time, a picture of idyllic color and tender simplicity of expression, in whose performance these same attributes should be reflected.

What Bülow said about Beethoven, with reference to his "Diabelli Variations", may be applied, with equal appropriateness to this work as a whole: we see in it "the microcosm of Bach's genius".

Copyright, 1895, by G. Schirmer (Inc.)

Printed in the U. S. A.

Copyright renewal assigned, 1926, to G. Schirmer (Inc.)

sempre tranquillo e legato

3

4 5 4 1 5

poco cresc. *poco f* *espress.*

2) *poco riten.* - - *a tempo* *un poco sosten.* *più so- ste- nu- to*

dim. *p* *tenuto*

Fuga IX, a 3.

Allegro giusto.

risoluto *risoluto* *f* *non legato, vivamente* *non legato, vivamente*

meno f

1) The ideal fingering for strictly *legato* scales in thirds would be one in which *no finger should be used on two consecutive degrees*. Such a fingering— although both possible and justifiable— is not generally employed, for the reason that no piano-method has thoroughly applied this principle to a system of fingering.— Even if the following examples should appear discouragingly unusual, one ought, at least, not to neglect to give them a practical

The third octave like the first, the fourth like the second.

The passages in thirds occurring here would, therefore, be played thus:

The defect in the (otherwise clever) so-called Chopin fingering for *chromatic* scales in thirds is found in the twice-repeated employment of the thumb on the consecutive white keys *e-f* and *b-c*. Certain modern pianoforte-virtuosi avoid this difficulty by sliding, with the second finger, from *eb* to *e* and from *bb* to *b*— an expedient which perfectly answers the purpose, and which gives an absolute *legato*:

In minor thirds: In major thirds:


In descending, the second finger slides down from *f#* to *f*, and from *c#* to *c*. The fifth finger, too, may slide in certain cases; for instance, in the following: where the ordinary fingering $\begin{matrix} 2 & 5 & 4 & 3 & 4 \\ 1 & 3 & 2 & 1 & 2 \end{matrix}$ proves inconvenient.


Theme: 2) If we write out the theme in conformity with the original form: it becomes evident that the second part of the fugue does not begin, in the soprano and alto, till the fourth eighth-note of the measure. The same is true of the bass at the beginning of the third part.

3) The different types of character exemplified by the three parts, should be brought out here by the employment of different kinds of touch; the figures in 16th-notes in pearly fluency; the counterpoint in eighth-notes, light and detached; the middle part as sustainedly as possible, and not without expression. The same holds good— noting the exchange of their rôles— for the parallel passage in the third part, measures 4-7.

Bassstimme nach Kroll:
Bass part acc. to Kroll:

ossia
ad lib.

4) By the assumption of the alto figuration, the entrance of the theme in the soprano suffers mutilation. Hence, an alteration of this passage, somewhat as  It is, however, inexcusable that Czerny, without further ceremony, makes a similar change in the text.

5) Some persons with a mania for emendation and a horror of parallel fourths (but not of any piece of presumptuousness), have smoothed out the third  a crime all the greater, because this passage is to be understood *thematically*.

In the counterpoint, the realm of individualism, any part which has anything to say may go its own way. To this principle, which affords an explanation of the "harshnesses" in Bach's music, the master adhered by preference.

N. B. The piece requires a fresh, lively, "solid" style of execution, with an energetic and characteristic marking of each entrance of the theme. A retardation of the tempo at the end of the last measure but one, is unallowable, as repugnant to the style of the piece.

Prelude X

58

Sostenuto, quasi Andante.*)

tenuto, cantando 1)
p
ten.
dolce, egualmente.
ten.
simile.
ten.
poco sosten.
a tempo
smile

1) The *forte* which Tausig requires, in all the parts, up to the entrance of *A*-minor, applies really, in the main, to the soprano alone, which is in the true sense of the term a "singing" part (for this point we refer to our detailed discussion in the N.B. to Prelude VIII); the inner parts should be struck more softly, and as *perfectly solid* (not broken) *chords*; the bass figuration should flow on calmly and evenly, unswerved by the changing emotions of the melody. The *expression* (we have abstained from using the, in this case, insufficient expression-mark *espressivo*) rises, at certain points of this grandly and broadly conceived melody, almost to passion. The piece breathes melancholy, but not sentimentality or discouragement. There must be no fond pining away, no soft suspense, no lingering. For the grieving of a strong nature finds expression in very different tones from that of a languid, sickly soul. Make this distinction between Bach and Chopin, even where the former permits transient repose to the full energy of his powers; here it breaks out unexpectedly, like a fountain of living water from the earth, like the flame of a hidden fire. This sudden reversal of the mood (or, as one might say, this outbreak of a forced and desperate humor) does not allow the player to use the two transitional measures at (2) for a carefully worked up *crescendo*, interposed between the contrasting passages; he ought rather to retain the first tranquil tempo until immediately before the *Presto*.

2) Carefully observe the *rest* between trill and after-beat; this peculiar, and very expressive interruption of the melodic line was misunderstood even by Tausig.

* The figures in 16th-notes should neither be hurried over without expression, nor pathetically retarded.

ten.

ten.

ten. poco agitato

p *cresc.*

allarg. *più sosten.*

ossia forte:

3) fp *p tranquillo*

Close given in

Presto. $\text{♩} = \text{♩} \text{ 4}$)

4) Despite its altered character, the contents of the *Presto* are most intimately related to those of the slow movement. On the one hand, the 16th-note figures are a direct continuation of the former accompaniment-motive; on the other, the two parts have the inner bond of an *harmonic basis common*, taken all in all, to both. Thus, the first four measures of the *Presto* are (viewed harmonically) a transition into the subdominant of the opening measures of the Prelude. Meas. 5-7 of the *Presto* contain a "contraction" of meas. 10-14 of the *Andante*, in the original key. In the *Presto*, meas. 8, 9, and half of 10, correspond exactly to meas. 15, 16, and half of 17, in the preceding movement. From here onward, the movement frees itself from harmonic constraint, and the tempestuous sweep reaches a climax in a cadence-like organ-point. This last effect, no less than the typical figurate half-measure motive with its consistent repetition and peculiar phrasing as an *aufтакт*-motive, vividly remind us of the C-minor Prelude (No II), which we advise the student to repeat as this juncture; whereas the slow part of this piece has a yet completer model in the middle movement of the "Italian Concerto", which may be introduced here as a valuable side-study. (Compare "Appendix" on next page.)

° 5) By a doubling of the note-values in the closing measure, the Cadence would lose nothing in energy, and might possibly gain not inconsiderably in firmness:

let the player decide, whether this form is not more congenial to his rhythmico-symmetric sense, than the original one, and choose accordingly. No compromise (in the shape of an indefinite "Allargando") is permissible. In either case, the tempo must be strictly observed.

Appendix.

From C. Ph. E. Bach's "Essay on the true method of playing the Clavier".
(Part I, Chapter 3.)

§ 7. "On account of the want of a sustained tone, and of a perfect *crescendo* and *decrescendo*, which have been not inaptly compared to light and shade, it is no easy task to execute a singing *Adagio* on our instrument, without growing tedious and showing too great simplicity through chariness of ornamentation, or becoming indistinct and ridiculous through overmuch embellishment.... The golden mean is hard to find, it is true, but not impossible.... But all these graces must be executed in such a rounded and finished style, as to make the listener think he is hearing mere plain notes. To this end, a freedom in execution is necessary which shall exclude all servile imitation or mere mechanical dexterity. One must play from the heart, and not like a trained bird.

§ 13. "As a musician cannot move others without himself feeling emotion, he must be able to arouse in himself all the emotions which he would impart to his hearers; he makes them understand his feelings, and can in this way best excite them to sympathy.... This becomes more especially his duty in pieces of an expressive cast, in playing which he must feel the same passions that moved the composer when penning the composition".

It will be seen that these opinions of the younger Bach are in complete accord with those advanced in the N. B.'s to Preludes IV and VIII. From them, therefore, the latter receive confirmation, and are set by them in the right light.


Fuga X, a 2.

62

Allegro deciso.¹⁾

Counter-subject 3)

¹⁰ 1) The Editor is very sensible of the difficulty of finding the correct interpretation and explanation for much which is left, in this work, to intuition;— especially in view of the conflicting opinions already advanced by eminent authorities, each of which merits full confidence, and which are, nevertheless, wholly irreconcilable. While Riemann holds that this fugue has, “on the whole, a contemplative character”, Tausig expresses an opinion diametrically opposed to this by his expression-mark “Allegro con fuoco”; and Bischoff differs from both, choosing to express his idea of its interpretation by “Allegro capriccioso”. The Editor inclines to Tausig’s view, but for the “con fuoco” would prefer to substitute “deciso”. He considers that dynamic refinement and variety are of less importance than a transparently distinct execution of the figuration; *forte*, with light and shade appropriately distributed, should prevail throughout.

2) It seems to the Editor that *both* of the final eighth-notes  also belong to the theme, although Riemann passes over this point in silence.

3) This fugue surpasses all the others in simplicity

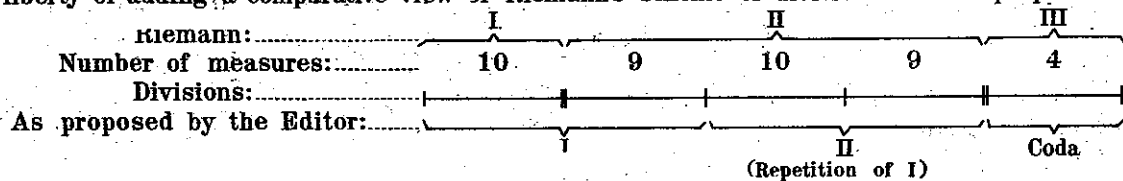
It is the only one in two parts; contains neither inversions nor stretti;

And abstains from a manifold variation of the counterpoint in its consistent retention of the first counter-subject.

*“The vivacity of the *Allegro* is commonly expressed by detached notes”.— C. Ph. E. Bach.— Compare the N. B. to Prelude VI.

4) Our scheme of division coincides with that of Riemann. However, if we take the circumstance into consideration, that the next division and the one after it are a *complete and faithful repetition* of the first two divisions (at least as regards their form, if not the harmony), and that these 19 measures actually contain the contrapuntal inversion of the first 19, we are led to the conclusion that here the traditional fugal form is not present, and that another, corresponding to the contents, is adopted. Indeed, the Editor has long been of the opinion, that every theme or motive creates — according to its length, style, or character — its own, individual form; and that the rules prescribing the adaptation of new ideas to received forms, are wholly hurtful. It is to be hoped that the time will come when the fugue and symphony will be regarded as the perfect flower of Bach's and Beethoven's thought, but not, at the same time, as the loftiest aim of the modern composer. For, when new ideas are demanded, unusual forms should not surprise.

We take the liberty of adding a comparative view of Riemann's scheme of division and that proposed by the Editor:



Appendix to Fugue X.

The Editor proposes to transform this fugue, by doubling the soprano in the higher octave and the bass in the lower octave, into a Study in Octaves, the usefulness of which, on account of the peculiar structure of the figuration, should be very great.

Though the rôle of octave-technique in modern piano-playing is a very prominent one, and in spite of the many extant methods and examples, but little has been taught or written concerning the *manner* in which octaves ought to be played. At this juncture, therefore, the Editor considers it appropriate to offer a few remarks on the most important points. These are:

1. **The position of the hand.** The back of the hand, together with the first joints of the fingers, should form an even, nearly horizontal plane, having a slight downward inclination from the wrist. The three middle fingers, which are mostly unemployed, should be held in a loose group, with their tips drawn inward, so that the disagreeable scuffling across the intervening keys in the octave may be avoided. While the wrist should move with perfect freedom and looseness, care must be taken to keep the thumb and little finger at exactly the right distance apart, and in position for striking.

2. **The movements,** of which there are three:

a) The striking of the key,— a sharp, decided *downward* movement of the wrist. On this the Editor wishes to lay special stress; while the *rebound* of the hand from the keyboard should be *involuntary*, effected solely by the combined elasticity of the hand and the pianoforte-action. (Though the above applies chiefly to detached octave-playing, the characteristic element of octave-technique, the principle therein contained is equally applicable to the subspecies of the *Portamento*, *legato* octave-playing.)

b) The second kind of movement is that of the arm. It is the function of the latter to follow the hand sideways and horizontally, and to carry it over the place where the down-stroke is to be made. This renders it possible to strike the keys *vertically* and exactly in the middle. The movement of the arm, which principally affects the forearm, must likewise be perfectly free and loose.

c) The third kind of movement is the turning of the wrist, carrying the hand with it, to either side, the arm remaining quiet; also, the slight shifting from white to black keys, and vice versa. The former occurs when the distance between the keys to be struck is too small to require a shifting in the position of the arm, for instance in appoggiaturas, trills, or in figures revolving about a central tone, e. g.



Position of hand, on central tone *d.* on central tone *g.*

In passing from white keys to the black keys lying further back, the point where the key is struck should be so shifted as to carry the hand gradually from the edge of the keyboard to the middle. For example, the way which the hand would take in playing the octaves:



D E f#

might be represented about as follows:


In such cases another rule is to be observed, namely, that the wrist is to remain at *the same* height for striking both the white and the black keys, consequently, the fall of the hand is less for the latter than for the former.

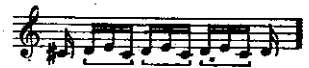
Above all, however, the player must seek to acquire an equal and even stroke both in tone and rhythm, and an *equal power of tone in both notes of the octave.*


Finally, one of the most important points in learning octave-playing is



3. **The Phrasing,*** i. e., the grouping of the tones of a passage in conformity (a) with the musical motives, (b) with the position of the notes on the keyboard, or (c) with the change in the direction. This grouping, however, should be audible only to the player, and in public performances should properly form only a mental, not a physical, factor.

* To the best of my knowledge, this valuable expedient—which, besides, is entirely independent of the *musical* phrasing—has not as yet been theoretically exploited.

EXAMPLES:  Taken thus, each group requires only a simple sideways movement (up) and the easy successive seconds are retained.

The phrasing:  on the contrary, would require a twofold shifting of the hand, and exhibit an ascending second followed by a descending leap of a third.

In the following passage:  the upper phrase-marks show leaps of fourths and fifths, while those below give successive seconds.

The example quoted above, from Chopin's Nocturne, is to be phrased in such a way that the hand remains, in each group, quietly over the same tone:  whereas the following passage:  can be best executed, as marked above, by letting the hand glide easily between the 1st and 2nd tones of each group, from the black key, to the white one.


Further examples in phrasing (all to be imagined in octaves) are:

To a)  (Liszt) (Liszt)

To b)  3. 4. 5. down. slide. Bl.k. Wh.k. slide
6. 7. 8. 9. Thirds. Thirds. Bl.k.keys. Wh.keys. Bl.k.keys. Bl.k. Wh.k. Bl.k. Wh.k.
10. 11. Seconds on black keys. chrom. (Liszt)

To c)  12. up. down. 13. 14. Allegro deciso. down. down. (Liszt) (Liszt)
15. up. down. centre-tone d (Rubinstein) 16. up. down. O centre-tone c. (Henselt)

Now, applying these principles to our fugue, we obtain the following result:

Moderato.  centre-tone g
centre-tone b up. down. Bl.k. etc.

Even should the player not avail himself, in the present case, of this critique of octave-playing, it will prove extremely useful in executing Bach's organ-pieces on the piano. (Also compare Appendix to Vol. I.)

Prelude XI.

Allegro giocoso.

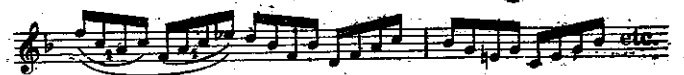
quasi *f*, con spirito
legg. 2)

3)

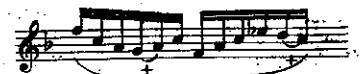
staccato

5 3 1 2 3 5 2 1 3 5 5

1) The original conception of this half-measure thematic figure is a purely *chordal* one:



The insertion of a changing or passing-note in each group of quarter-notes gives it its present appearance:



2) "Lightly", but not feebly or affectedly; such is the meaning of this expression-mark in Bach, and the performance of the whole piece is to be shaped accordingly.


3) With regard to the trills, we refer, in general, to the Appendix to this Prelude, and, in particular, to No 12 of the Two-part Inventions (in the Editor's edition) as an admirable preliminary study.

N.B. This Prelude affords material for three different exercises: Flowing Chord-figuration, Studies on the Trill, and the Springing Staccato—contrasts which the player should seek to combine to a Whole.

Musical score for a piano prelude, page 67. The score is in G major and 3/4 time. It consists of five systems of two staves each (treble and bass clef). The first system includes a treble staff with a wavy line and a bass staff with a wavy line. The second system has a treble staff with a wavy line and a bass staff with a wavy line. The third system has a treble staff with a wavy line and a bass staff with a wavy line. The fourth system has a treble staff with a wavy line and a bass staff with a wavy line. The fifth system has a treble staff with a wavy line and a bass staff with a wavy line. The score includes various musical notations such as notes, rests, and dynamic markings like 'p', 'f', and 'p cresc.'.

¹⁵ 4) As in the case of the first Three-part Invention, the Editor found it impossible to formulate any scheme for the formal division of this Prelude. It is one of those Bach "sketches" which cannot be adapted to fit dogmatic rules, and which, by their genuinely "preludial" character, afford the best justification for their name.

5) Many editions have *f* here instead of *g*; the former would indicate an organ-point, which, however, is not intended here; the latter gives the fundamental part the following form:



Appendix to Prelude XI.

Whereas octave-technique (comp. App. to the preceding Fugue) assumed importance only in modern piano-literature, Trills have at all times played a leading part. But what transformations the trill has undergone—from a simple adornment of the melody up to a self-subsistent feat of virtuosity—is revealed with phenomenal clearness in Bach, Beethoven, and Liszt. In my opinion, the most diversified and complicated tasks for the study of the trill are to be found in Beethoven's Sonatas, Concertos, and Variations.—With special reference to the trill as exemplified in Bach, we quote first of all the following remarks from the work by C. Ph. E. Bach, already cited above at Prelude IX:

§ 3. (Chap. 2). "A good clavier-style distinguishes three different kinds of trills;— the ordinary trill, the trill from above, the trill from below, and the inverted mordent.

§ 7. Trills are the most difficult graces. Not everyone can master them. They must be assiduously practised in youth. Their beats must, above all, be even and rapid. A rapid trill is always preferable to a slow one....

§ 8. In practising the trill, do not lift the fingers too high.... [Make a note of this!] Begin it quite slowly, gradually increasing in rapidity, but always smoothly; the nerves [muscles] must also be relaxed, otherwise a goat-like, unequal trill is produced. Many try to force the trill. In practising, the rapidity should not be increased until the trill is entirely smooth and even. The higher tone, when played for the last time, is snapped off; i.e., after striking it, the finger-tip, bent as far inward as possible, is withdrawn from the key with the utmost swiftness, with a slide.*

§ 9. The trill must be industriously practised with all fingers.... for sustained trills sometimes occur in the extreme parts, in which one has not a choice of fingers, the others being employed in carrying out other parts....

§ 12. A trill over a note of any considerable length, whether it progresses up or down, always takes an after-beat.... A trill not followed by another note, e. g., at the close, or over a fermata, etc., always takes an after-beat."— Bach declares it to be wrong

§ 21. "not to sustain a trill properly; for all kinds of trills, down to the inverted mordent, should occupy the full time-value of the note over which they are set...."

To the above must be added, that each and every trill ought to contain a *determinate number of notes*, and should be rhythmically grouped; only by this means can absolute evenness be attained.

The following *scheme of systematic trill-exercises* may be modified to suit individual needs.

Differ. finger-ings.

2 white keys. 2 black keys. 1 white key 1 black key 1 white key 1 black key
 1 black key 1 black key 1 white key 1 white key
 min. second maj. second min. second maj. second

Same, with alternating pairs of fingers:
 1213 - 1323 - 1423 - 2423 - 2434 - 2534 - 3435 - 3545;
 with different accentuation, in various combinations, e.g.
 1 1 2 3 1 2 3 1 4 2 3 and with changing seconds, e.g.
 1 2 4 3 2 1 4 2 3

As a preparation for trills in thirds the Editor recommends:

a) simple trills with sustained tones, e. g.

b) disjoined double trills:

Trills in thirds follow next:

In pairs of — 2 maj. Thirds 2 maj. Thirds 1 min. Third 2 min. Thirds 1 min. and 1 maj. and
 With interval of — 1 semitone 1 whole tone 1 semitone 1 whole tone 1 maj. Third 1 min. Third

to be transposed to all degrees of the octave.

Then follow Trills in all species of fourths, fifths, and sixths; and Trills above, below, or between 2 or more held tones, e. g.

Double Trills in contrary motion and with chord-intervals; e. g.

(comp. Coda of Beethoven's Concerto in E^b, 1st movem.)

Trills with a changing number of parts (simulated double trill), e. g.

(Liszt) (Alkan) (Liszt)

Trills with a second *obligato* part, e. g.

(Liszt) (Liszt)

to which class melodies over an organ-point formed by a trill also belong (see Beethoven, Op^{er} 53, 109, 111).

Finally, the desire to produce trills in three or more parts led to the idea of:

Chord-trills executed by the alternate striking of the hands, e. g.

an idea transferred later to one-part trills and Octave-trills:

As a supplementary study we must notice the Tremolo, which is properly a *trill in wider intervals*. (Compare Liszt's *Transcendental Tremolo-Etude* on Paganini's *Caprice*.)

* It was considered best not to suppress the mention of this peculiarity of technique, so characteristic of that time; though hardly any modern pianist will be able to follow the given directions.

Fuga XI, a 3.

Allegretto, ben misurato, con semplicità.

mezza voce

Th. C.S.

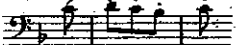
mf dolce

tr

poco marc.

poco marc.

¹⁷ N.B. Despite its careful polyphonic working-out, this fugue belongs to the pleasing and less exacting class. As the exponent of a type of character it is not the peer of the *E*-minor Fugue, although the latter commands only comparatively modest resources of expression. The Editor felt obliged to suppress the "elegant"

phrasing of the first 5 eighth-notes  which is in such vogue, and for which Czerny is probably responsible, in favor of a more justifiable mode of execution.

più marc.

più marc.

7

quasi f

acc. to

Czerny:

meno f

1 2 1

7 7

dolce

ossia:

poco slentando

a tempo

crescendo

4 5 2 1 3

il basso

cresc.

f

5 4 2

3 1 4 2 1

4 2 1

4 2 1

1) 4 2 1 5 5

2)

f

a tempo

1 5 2 3 4 1

5 1

2

3)

1) Although these 3 eighth-notes, on account of the held tone *b \flat* , can be taken only with the finger-stroke, they must nevertheless be brought out as a direct continuation of the preceding *staccato*; this is the aim of the fingering given. The ascending bass part should be taken as a model, and the imitation should sound out prominently.

2) Though no one, perhaps, can fail to recognize the disguised theme in this ornamentation, we call special attention to it:

3) An analogous case to that under 1).

Prelude XII.

Andante¹⁾

*with round, full tone
largamente, espressivo*

poco sentito

*Ad. **

più pieno

p cresc. con affetto

espressivo molto

dim.

ossia 

¹⁾ *Andante* (moderately slow) is to be supplemented, in the further course of the piece, by the qualifying words "*tranquillo, espressivo, mesto, appassionato*".

²⁾ Rests have been added by the Editor to fill out breaks in the full number of parts.

³⁾ The Editor conceives the form which makes its appearance here as belonging to the tripartite type, and has arranged his scheme of division accordingly. Thus the first part embraces $5\frac{1}{2}$ measures, supplemented by an external appendage of $2\frac{1}{2}$ measures more; the second part contains two divisions of 4 and $3\frac{1}{2}$ measures respectively; and the third part extends to the close.

Musical notation for the first system, featuring a treble and bass clef with various notes and rests.

più dolce.

Musical notation for the second system, including the instruction "più dolce".

Close, acc. to Forkel:

Small musical notation fragment.

poco slentando a tempo

più subito

*Ad. **

*Ad. **

Musical notation for the third system, including tempo and dynamic markings.

sempre sostenuto e con grand'accento

molto cresc.

più sostenuto - ten.

fma non strepitoso

*Ad. **

*Ad. **

etc. U.S.W.

Musical notation for the fourth system, including various performance instructions.

III. *Ad.*
(sustaining Ped.)


Fuga XII, a 4.

Molto sostenuto, ma fermo in tempo e carattere.

Riemann: Adagio penseroso = ♩)


1) The following arrangement, derived from a crossing of the hands, will materially promote a distinct enunciation of the theme:

2) A writing-out in score plainly shows the interrelationship of the theme and the three counter-themes, and is given here as an aid to the student:

The connecting-link  does not belong to any one of the counter-themes in particular, and is inserted alternately before the second and third.

3)

4) *gravemente*

3) From the beginning of the second development, a certain rigidity in the form and monotony in the harmonic and contrapuntal evolution are perceptible, which gradually ruin the effect of the magnificent and promising first part. For this, in our opinion, the unbroken *tripartite* rhythm ($= 1\frac{3}{4}$) is chiefly to blame. And then comes the monotonous succession of the alternate entrances of the theme and the episodes; one follows the other with pedantically strict regularity. The episodes themselves elaborate unchangingly a motive of not exactly remarkable rhythmic charm, based on an harmonic sequence either ascending or descending.— Avoid, in this last-mentioned motive, a too pronounced marking of its *anapestic* character (by detaching the eighth-notes) 

a method of execution which, in the frequent repetitions, would endanger the grave character of the piece; and adhere as closely as possible to the Editor's phrasing.

4) Here the tripartite rhythm is abbreviated by half a measure, which causes a shifting of the fundamental rhythm; this abridgment of the symmetrical form is, however, made good in the next episode by the insertion of two quarter-notes. A similar diversion appears before and after the entrance of the theme in *E^b major*.

(N.B. Counter-subject III!)

N.B. To the very evident relationship subsisting between this fugue and the ninth of the Three-part Inventions, the similarity in key may, first of all, contribute in some measure. But a still closer bond appears on comparing the thematic material of these two pieces. For example, both in the Invention and the Fugue the principle theme is composed of quarter-notes in chromatic succession:

Fugue: Invention:

In either case, the counter-theme progresses upwards by degrees and in half-measure groups, the latter separated by rests on the strong beats:

Fugue: Invention:

The similarity is rendered still more striking by the agreement in the construction of the two compositions. For in both a second *obligato* counter-theme comes to the aid of the first; and the play of the continual superposition (contrapuntal inversion) of the three motives goes on, in both cases, without further development properly so called. Finally, each of these pieces is dominated by the sustained emotion of thoughtful gravity comprehended in the Italian expression-mark "*grave*"; though the depth and sublimity of feeling, and the intensification of expression, revealed in the Invention, are not reached in the Fugue. (Compare Notes 3 and 5 to this Fugue, and the N.B. to N^o 9 of the 3-part Inventions, in the Editor's edition.)

sempre f

mf
dolce (Tenor)
p (Alt.)

poco a poco - cresc.

f

sostenuto sino al Fine
ten.
tr.

(3 4 5)
4 5 4
2 1 1

5) With a very delicate employment of the pedal, it would be quite feasible to double the bass part in the octave. The Editor has repeatedly insisted on the admissibility of this procedure in Bach. Some instances may be found in Fugues II, V, VII, and the ninth of the 3-part Inventions:

mf


Prelude XIII.

Andantino tranquillo ma scorrevole ($\frac{4}{8}$).

sempre p, delicatamente e legato

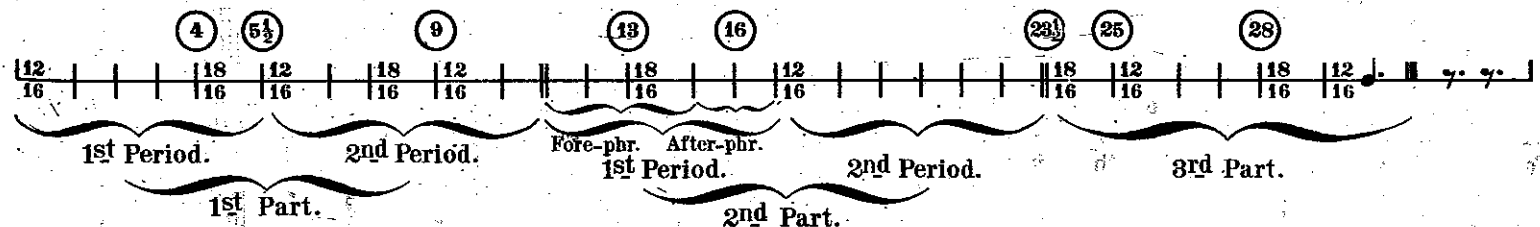
poco *p subito* **N.B. NB)**

1) With this Prelude begins a little series of "elementary" review-studies, with which the two following fugues may also be classed. After these we would recommend, as a closing exercise, the 6-16 Fugue in Bach's *D*-major Toccata (Bischoff's edition, Vol. 1, N^o 6), which affords a decidedly difficult task in "repeated notes".—The 16th-note before the quarter-note must not be detached, for that would give too great weight to this "lightest syllable"; it ought rather to be struck very gently, and slurred over, as it were, to the succeeding note, which can be effected without trouble by employing the given fingering.

2) The figure is composed of regularly syncopated triplets in 16th-notes:  After this explanation, the Editor considers it superfluous to transcribe the whole Prelude in this manner.

3) The trills may—as none such appears at first in the theme—be omitted here and further on; more especially because the effect of interrupting the smooth flow of the 16th-notes by hastier rhythms may perhaps appear unpleasant.

N.B. In this piece the rhythm affords the doubly unusual phenomenon of complete independence of the 4-measure period-structure, and of a continual change in the time ($\frac{12}{16} : \frac{18}{16}$). We have attempted to display our conception of the latter in the diagram below. The vertical lines indicate bars, and the spaces between them, measures; the figures surrounded by circles state the number of $\frac{12}{16}$ measures, and correspond with the similar figures in the musical text. Thus the first period, for instance, consists of 4 $\frac{12}{16}$ measures and 1 $\frac{18}{16}$ measure, corresponding to $5\frac{1}{2}$ measures of the original.



5 2 3 1 5 2 1 4 2 5 1 4 5 1 2 5 1 3 2 5 1 2 3 5

poco

(tr) (tr) 13 *p*

16 (tr) *p*

(tr) 23 *quasi f* *p* *poco*

25 *pp*

28 *p subito*
 (ped.) * *una corda*

Fuga XIII, a 3.

Allegretto piacevole e scherzoso. NB)
N.B.

dolce 1) *tr*

dolce, poco marc. *tr*

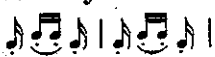
2) *quasi staccato*
mf leggiermente *quasi staccato*

dolce
un poco con piccanteria

1) Where the trill is a constituent element of the theme, no variants are permissible in its repetitions, for such would be an alteration of the theme itself. Consequently, that form of the trill should be chosen which can be most faithfully retained even in the most intricate combinations. Perhaps the most plastic example of this kind is to be found in the concluding fugue of Beethoven's Sonata Op. 106:



2) Take special care not to yield to the temptation to phrase "trochaically"; the proper phrasing here is "iambic" (syncopated):



3) Thematically correct execution:



N.B. The terms "piacevole" and "scherzoso" are divided, in their application to the Exposition and the first episode; but are united, from the second part onward, in a continuous contrasting play.

80

4)

5 2 1 4

41 5

3 2 2

più f

5)

3 2 5 1

ten.

2 5 4

3 4 3 2

meno f

1 2 3

5 2 1 2

5

un poco pesante (b)

poco a poco dim.

p

3 4 5 5 4 3

2 1 2 1 4 2

mf

dolce

p

2 4 3 5 4

5 4 3 (tr) 3 4 5 2

5 2

4 3 1 5

4 5 4 3 2 4 5 2

5

4 3 2 3 2 1

5

più risoluto

f

4)

5

4

1 3 2 3 2 1 3

5) In the second part, the Editor distinguishes two development-groups, the first leading from the fundamental key to its relative, and the second from this latter back into the tonic.

Prelude XIV.

Allegro con spirito.

fdecisamente, poco legato 1)

meno f

1) In contradistinction to "un poco legato" (somewhat connected), this "poco legato" is to be conceived negatively, in the sense of "slightly (hardly) connected". Play, therefore, a trifle more smoothly than an absolute "non legato".

2) "A dotted note, followed in ascending progression by short one, may also take a trill with an after-beat. Instead, however, of slurring over the last note of the after-beat with the greatest rapidity to the next note, in the present case (with a dotted note) this is not done, because a very minute space of time must intervene between the last note of the after-beat and the following note. This space should be so measured, that one can just barely hear that the after-beat and the next note are two separate things..... This comes from the execution of dotted notes,.... according to which the short notes succeeding the dot are always dismissed more briefly than the notation actually demands". (C. Ph. E. Bach.)

Example:  or:  without after-beat: 

3) Strike as nearly as possible together.

Fuga XIV, a 4.

Sostenuto e severo, ma piuttosto Andante.¹⁾

1) *Sostenuto* (sustained) refers to the tempo; *severo* (severe, rigorous), to the expression; *piuttosto Andante* indicates, that the movement must by no means drag.

2) Compare Note 1 to Fugue XIII.

3) These repetitions (anticipations) of the counter-subject (compare Note 1 to Prelude XIII, and Note 2. to Fugue XIII) must not be conceived as appoggiaturas; for they are, in fact, syncopations in quarter-notes divided in the middle (i. e., eighth-notes):

Original figure:

Wrong conception:

Correct conception:

A uniform change of fingers is indispensable here.

4) This C# (+) is to be restruck, because taken here by the middle part.



poco a poco cresc.

dim.

p dolce

poco marc.

5) This and all the following trills have been added by the Editor in conformity with the thematic model.

6)  is to be understood as an abbreviated and figurative form of the theme: 

N.B. The Editor is unable to comprehend why Riemann seriously attempts to stretch the form of this Fugue into three parts (divisions); for he himself must admit the difficulties confronting him in the task. These difficulties vanish as soon as the *bipartite* form is assumed and acknowledged; the outline of the Fugue then stands out plastically, like a relief-map of a mountain-region.

In either division, each part brings out the theme once; and, in the Coda, the soprano repeats it for the last time in the smooth, simple form heard at the beginning of the Fugue. This is the scheme:

1st Part	{ Tenor (<i>dux</i>), Alto (<i>comes</i>) Bass (<i>dux</i>) Soprano (<i>dux</i>)	1 meas. modulation
		Episode of 4 measures
		Modulation and transition, 2½ measures
2nd Part	{ Alto (<i>comes</i> , in contrary motion) Soprano (<i>comes</i> , in direct motion) Tenor (<i>dux</i>) Bass (<i>dux</i> , in contrary motion)	Episode (1½ measures)
		1 meas. modulation (agreeing with same in 1st Part)
		Transition (2 measures)
		Coda ---- Soprano (<i>dux</i>)

(Aside from slight deviations to the subdominant, there are no modulations into any other key.)

We refer to our remarks to the *E*-minor Fugue, Note 4, and repeat our objection to the introduction and application of an average rule of measurement. The yardstick of the tripartite form, which is, as we have shown, too long for this piece, would be (for instance) altogether inadequate for the Beethoven Sonata Op.106, which transcends all set bounds.

6) S

quasi f

(fr)

meno f

marc.

marc.

(fr)

dim.

cresc.

f allarg.

(fr)

Prelude XV.

Allegro.

NB

f rapidamente, ma robusto

N.B. Firmness of touch and certainty of aim are the most necessary conditions for playing 3- and 4-part broken chords. The hand should feel the position of the notes in advance,— indeed, the full chord should be in readiness in the fingers, just as if all the parts were to be struck simultaneously; by this means the possibility of unevenness and wrong notes will be cut off. It therefore appears advisable to practise the figure, first

of all, in flat chords:

the following variants will then enable the student to derive the most varied benefits from the same.

etc.

It is of no merely subordinate interest (if we may be allowed to make a brief digression) to trace the changes which the employment of broken chords as accompaniment-figures has undergone in the evolution of piano-forte-literature. While

Mozart limits himself to the spreading of a sustained harmony within the range of an octave (*D*-minor Concerto, last movem., Coda),

Beethoven already reveals to us the charm of tonal effect and the significance of position (Op. 53, Rondo; Op. 109, conclusion of the trill-variation; 32 *C*-minor Variations, XXXI and XXXII);

Chopin employs broken chords for passionately intensifying his melodies, for which the left-hand part in the Finale to the *B*-minor Sonata, in its three intensified forms, affords us a remarkable example; by

Henselt the spread of the stretches is pushed to its utmost extent, and he invests them with the brilliancy and bravura of the virtuoso-style (*Études*, Op. 2, No 1); and finally,

Liszt gathers all the attainments of his predecessors together, in a finished pianistic style, and exalts the "arpeggio", by accentuating its characteristic and tonally picturesque points, into a higher sphere of ornamentation. (As examples we mention "*Bénédiction de Dieu dans la solitude*", Part III; *Norma fantasia, B*-minor movem. *C*, "arpeggiando con grandezza"; the *Études Vision, Waldesrauschen, D*♭-major (*de concert*); "*St. François marchant sur les flots*", development-part; etc., etc., in which Liszt employs the entire range of the keyboard.)

It was repugnant to **Bach's** thoroughly polyphonic nature to let his accompaniment-parts progress, measure after measure, in smooth chord-figures; when he used chords, he chose forms like those in the Preludes in *E*♭-minor and *E*-minor. On the other hand, he was fond of taking figurate broken chords as *independent themes*; the Preludes in *C* and *G*-major and *D*-minor may be considered as types of this description.

We find the arpeggio employed in this same manner by **Beethoven**, particularly in his development-movements; even in more modern literature (**Chopin**) similar instances are not lacking. At this juncture we recommend the student to take up the grand *crescendo* before the *Prestissimo*, in the Rondo of **Beethoven's** Op. 53, as a side-study, and to practise the passage in all the keys with the same fingering.

Close, acc. to Forkel:

1) Here, it is true, one can plainly perceive a "dividing-line" in the form, which latter, nevertheless, can no more be forced into set limits than in the case of the *F*-major Prelude.

1
7
E
1
0
B
r
3,
t
e
s
r
-
e
n
s
y
-
1
B,

Ⓐ Fuga XV, a 3.¹⁾

Allegretto scherzoso.


p
sempre staccato, non troppo leggiero

with an even touch.

mp *mf*

poco marc.

³⁶ 1) This Fugue, originally, was the 15th in Part II. While in the case of the $E\flat$ Fugue the Editor was influenced chiefly by *aesthetic* reasons for a like change in the pairing, in this case *technical* reasons are the moving cause. The relation between these motives ("pointed" chord-figures, as we called them in a Note to

the last Invention):  is, indeed, indisputable. By setting them side by side, and together

with the following variants, we obtain a cycle of Études belonging to the same class. Now, therefore, the Editor needed only to investigate the *aesthetic* value of his new arrangement; this investigation shows a surprisingly harmonious relationship of the fugue to the prelude. The last scruple—concerning the mutual suitability of the prelude and fugue then left over—also appears to us to be removed after a comparison of their common light character.

⁸⁷ 2) The entrance of the dominant organ-point — as previously remarked — announces, in contrapuntal pieces, the beginning of the Third Part.

3) The successive entrances of the three parts in this run, which has its root in the bass and its climax in the soprano, might be variously exhibited. We select, for pianistic reasons, the following method of division:

(B) A Study in Composition.¹⁾

Another form of Fugue XV, according to Kellner's copy.

The musical score consists of seven systems of two staves each, written in G major (one sharp) and 3/4 time. The notation includes treble and bass clefs, a key signature of one sharp (F#), and a 3/4 time signature. The music features a complex fugue structure with multiple voices, including a prominent bass line in the lower staff of each system. The notation includes various rhythmic values, accidentals, and dynamic markings such as accents and slurs. The piece concludes with a final cadence in the seventh system.

1) The form of the Fugue here given, which permits us to peep into the workshop of genius, so to speak, and may well be regarded as a finished sketch for the preceding piece, should be taken at its real value as a study in composition. Its naïve style of expression is decidedly not without charm; so many desirable features moved the Editor to include this "Fughetta" in the collection.

© Study. Étude.¹⁾

Arrangement of Fugue XV for two Pianofortes.

Pianoforte I.

staccato

Pianoforte II.

staccato

staccato

1) The figuration quite closely follows the pattern of genuine Bach *organ-pedal passages*; and even though the light, humorous composition hardly bears, in view of its character, such a weighting-down as it has in this arrangement, we can, nevertheless, not permit this opportunity to pass without embracing it to present a style of study in technique which will be found very helpful in transcriptions of Bach's organ-pieces. Yet the Fugue, even in this shape, will lose none of its grace or transparency, if properly played. We emphatically repeat, as we have said again and again, that the technical enrichments which Bach's music is capable of taking on ought never to be made the vehicle for the exhibition of virtuosity; but that they, as the medium for an effective presentation of the Master's grandeur of style, appear not only justifiable, but indispensable.

First system of musical notation, consisting of two staves. The upper staff features a complex melodic line with many beamed sixteenth notes and slurs. The lower staff provides a harmonic accompaniment with chords and moving lines. There are some handwritten annotations above the first few notes of the upper staff.

Second system of musical notation, consisting of two staves. The upper staff continues the melodic line with slurs and includes the dynamic marking *ten.* (tenu). The lower staff includes fingering numbers (1, 2, 1) and continues the accompaniment. The *ten.* marking also appears in the lower staff.

Third system of musical notation, consisting of two staves. The upper staff continues the melodic line with slurs. The lower staff continues the accompaniment with various rhythmic patterns and chords.

ossia
Pianoforte II.

Fourth system of musical notation, consisting of two staves. This system is an alternative ending, indicated by the text "ossia Pianoforte II.". It features a shorter melodic phrase in the upper staff and a corresponding accompaniment in the lower staff. The dynamic marking *m. d.* (mezzo-dolce) is present.

First system of musical notation, consisting of three staves. The top staff is in treble clef, the middle in bass clef, and the bottom in bass clef. It contains various musical notations including notes, rests, and dynamic markings such as *f*, *p*, and *p subito*. There are also some fingerings indicated by numbers 1-5.

ossia
a 2 mani:

Second system of musical notation, consisting of two staves. It includes the instruction *cresc. legato* and dynamic markings *f* and *ff*. The notation shows a melodic line with some fingerings.

Third system of musical notation, consisting of two staves. It includes the instruction *ten.* and *molto cresc.*, along with dynamic markings *f* and *ff*. The notation shows a melodic line with some fingerings.

Fourth system of musical notation, consisting of two staves. It includes dynamic markings *f* and *ff*. The notation shows a melodic line with some fingerings.

Fifth system of musical notation, consisting of two staves. It includes dynamic markings *ff*. The notation shows a melodic line with some fingerings.

Sixth system of musical notation, consisting of two staves. It includes dynamic markings *ff*. The notation shows a melodic line with some fingerings.

Prelude XVI

Larghetto, senza troppa espressione. ^(N.B.) NB)

The musical score consists of four systems of music, each with a piano (p) part on the left and an organ (tr) part on the right. The key signature is one flat (B-flat) and the time signature is common time (C).

- System 1:** The piano part begins with a trill (tr) and the instruction *egualmente mezza voce*. The organ part also begins with a trill (tr). The system concludes with the instruction *or:*.
- System 2:** The piano part includes the instruction *poco cresc.* and the organ part includes *poco slent. a tempo*. A section of the organ part is marked *also:*.
- System 3:** The piano part is marked *dolce* and the organ part is marked *p tr*. The system ends with a first ending bracket labeled '1'.
- System 4:** The piano part continues with the first ending bracket labeled '1'. The organ part concludes with a trill (tr) and the dynamic marking *pp*.

⁴² N.B. Though the direction "without special expression" may at first appear singular, or, to many, even distasteful, we wrote it down with a full consciousness of its import. Enough music is spoiled by too much "feeling", especially in cases where real expression is wanting. Consequently it seems a duty, at times, to guard against rampant exhibitions of sentimentality. Even if the performance of this Prelude— which is, in a sense, a counterpart to the *F*-minor Prelude— ought to disregard neither the swelling dynamic lines, nor an intensification and a climax, the character of the composition points, on the whole, to an even, rather dark registration, which should predominate in all the details of shading. Study the soft registers of the organ, and their treatment, especially in Bach's works. We take the tempo-mark *Larghetto* from Riemann's analysis.

ossia: sempre *f* e largamente sino al Fine.

⁴³ 1) "A trill without following notes, e. g., at a close, over a fermata, etc., always takes an after-beat?" (C. Ph. E. Bach.) Execution of this closing trill, including the whole duration of the fermata:

(Compare Appendix to Prelude XI.)

Fuga XVI, a 4.¹⁾
Andante con moto.

1) According to Tausig.

2) Leading of the parts:

3) The distribution of the parts on the two staves in this measure is copied from Tausig:

The student should compare this reading with ours, and — as soon as he can master both technically — choose between them.

4) This stretto between bass and alto is not noticed in Riemann's analysis.

5) *P dolce*

Ossia: (Variante des H's)
(Variant by the Ed.)


mf *egualmente*

cresc.

f meno legato

più cresc. *ff*


Ossia:

5) The notation of the autograph resolves a possible doubt as to whether we have to do, in the next 8 measures, with a tenor or a bass part; as it exhibits the first four eighth-notes with joined stems:  and therefore, judging from the preceding, decides for the bass. The tenor pauses exactly 10 full measures.

6) From harmonic considerations we have written here in the theme a tied note, in place of the original eighth-rest.

7) The addition of a free, "supererumerary" part for the attainment of greater fullness and compactness of tone, shows indubitably that a *fortissimo* is required in the two final measures.

Prelude XVI. It would seem advisable to employ the soft pedal throughout the number, excepting for the last phrase before the Coda. It follows, that from the passage marked "*più pieno ed espressivo*" up to the next double-bar, the soft pedal should be raised. If the Coda is to sound broad and loud (the editor has noted this *nuance* as a variant), the soft pedal will not, of course, be used here either. Employ the following fingering in the first measure of the Coda:



+ This D is wrongly engraved as an eighth-note.

To the observations on Fingering of Thirds (Fugue IX, Note 1) should be added, that for scales in Thirds which, played with the ordinary fingering, are intended to sound legato, it is most important in ascending to play the *higher* part legato, and in descending to play the *lower* part legato:



2. The strictest legato for diatonic runs in thirds (v. Ex. in notes, Fugue XI, Note 1):



the 3rd octave like the first, the fourth like the second, etc.

Finally, we omitted to remark, that the different forms of Bars used to mark divisions in the form have the following significations:

Close of any Part:	Division in a Part:	Sections or Periods important to indicate:	or:	Close, or End:
--------------------	---------------------	--	-----	----------------

To the editions of the "Well-tempered Clavichord" mentioned in a Note to our "Introductory Remarks" should be added a new revision of the work, edited by Prof. Karl Klindworth, and an analytic "Edition of the Fugues in Score," by Dr. F. Stade, which have appeared since we went to press.

"The Well-tempered Clavichord"

by

JOHANN SEBASTIAN BACH.

Revised, annotated, and provided with parallel exercises and accompanying directions for the study of modern pianoforte - technic

by

FERRUCCIO B. BUSONI.

Prelude XVII.

Part III.

With a certain solemnity.

N. B. This introductory number strikes us as solemn and "ceremonious", although its somewhat meagre setting does not allow full scope to these characteristics. To their fuller development, an amplification of the pianoforte-score would seem desirable, which might assume the following form:

The tempo somewhat broader than in the original

Meas. 9.

1 3 2 1 3 1 3 2 3 1

più p cresc.

5 2 4 3 2

f

3 1 3 2 4 1

più robusto

poco legato

più robusto

after Hoffmeister:

(26)

f, poco a poco dim.

cresc.

or:

f

(39)

f energico non legato tenuto

Meas. 26.

Meas. 39




U. S. W. etc.

Fuga XVII, a 4.

Moderato.

With deliberation, but not draggingly.

The musical score is presented in five systems, each with a treble and bass staff. The first system begins with a treble clef and a 'T' marking. The second system features a 'mf' dynamic and a 'ten.' marking. The third system includes a 'ten.' marking and a '3) dolce' marking. The fourth system has a 'dolce' marking and a 'tenutamente' marking. The fifth system starts with a 'poco marc.' marking and an 'A' marking. The score is filled with musical notation, including slurs, ties, and fingerings, illustrating the development of the fugue's theme.

1) The theme is developed from the motive  and its intensified repetition . In spite of this, it appears in trochaic form . The modifications in the succession of the intervals in the theme, according as this latter appears as subject or answer, in minor or in major, exhibit a noteworthy variety, and require special attention.

2) As the 16th-note figure plays an *obligato* rôle, it is important, and should be brought out distinctly, even rather obtrusively (on no account sentimentally!).

3) In this three-part episode (sequence) and the following three repetitions of the same, lies the characteristic feature for the development of this fugue. Compare these passages with those in the Second Part of the E-major fugue (IX), Note 8, to which they are related both in spirit and form.

dolce
marc. T 7

ten. 4) 3 4 3 4 2 4 5
A
L.H. *più dolce* 3 1 2 1

ten.
r.H. *poco cresc.* 2

A
mf

pizz 13

4) Inversion of the Figure mentioned in Note 2.

più cresc. -

f

B
5) *marcato*

ten.

A

un poco affrettando

sempre più cresc.

in tempo

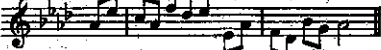
ff

ten.

fz

con 8^a bassa ad libitum

5) Notice the ascending thematic chain in the regular succession of the four parts.

6) The "inner part", which makes itself felt in the resolution, should be imagined thus: 

N. B. The editor analyzes the form as follows:

1st Part: Exposition = 6 measures.
Coda = 3 measures.

2nd Part. Division 1. Tenor, I. 3-part episode (sequence) = 3 measures.
Alto, II. 3-part episode = 3 measures.
Division 2. Free measure. Tenor. Alto, III. 3-part episode = 5 measures.
Modulatory thematic transition = 2 measures.
Division 3. Alto. Soprano, IV. 3-part episode = 4 and one-fourth measures.

3rd Part. Ascending thematic chain - Bass, Tenor, Alto, Soprano = 4 measures (see Note 5).
(begins on the 2nd beat) Episode. Soprano. Resolution. = 5 measures.

The relative length of the three parts, 1-2-1 (=9-17-9 measures), is the most satisfactory mode of division.

Prelude XVIII.
Andantino, lusingando.

legatissimo, egualmente

1) Excepting the following 7 eighths, and the closing measure and one-half, which are written in four parts, this Prelude (which we classify as an "Invention") is written in three parts (triple counterpoint).

poco cresc.

molto espress.

a poco a poco decresc.

legato

8) a

cresc.

p *sf*

8) b 8) c

largo e forte *fz (molto tenuto)* *poco rit.*

meno f *più p*

2) Emphasize the development of the inverted motive (alto, soprano, bass).
 8) The formula of the sequence at first appears as a whole measure (a), and later in diminution as a half-measure (b) and quarter-measure (c)

Fuga XVIII, a 4.

Andante (non troppo) con un certo sentimento severo.

quasi stacc.

non f

quasi stacc. 1) *poco legato*

S

mp

poco legato 3)

r. H.

p

L.H.

2) *più p* B


un poco cresc.

poco dim.

poco legato

sotto voce

espr. T

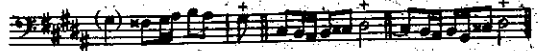
1) The motive , while not properly belonging to the theme, almost always follows on its heels, although often in another part from that having the theme.

2) This extremely expressive counter-theme may almost rival the principal theme in the importance accorded it in performance.


3) These chords (the closing formula of the first counter-subject), should be struck very solidly, and not too short.

animando ed aumentando di forza

The musical score consists of five systems of piano notation. Each system has a treble and bass clef staff. The key signature is three sharps (F#, C#, G#) and the time signature is 2/4. The music is characterized by rapid sixteenth-note passages and dynamic contrasts. Key markings include *quasi f*, *f*, *ten.*, *dim.*, *p*, *dolce*, *meno p*, *più f*, *pesante*, *fz*, and *largamente fz*. There are also performance markings like 'S' and 'T'. Fingerings and articulation marks are present throughout the score.

4) The motive of the episode is derived from a free inversion of the theme:  The changed phrasing is accounted for by the fact, that the short (unaccented) final note of the theme-motive becomes a long (principal) note in the new form (+). The æsthetic law of "contrast" likewise justifies the alteration.

5) By means of an harmonic device, the otherwise interrogative character of the descending second in the theme becomes affirmative here.

6) If this step of a second were to be referred to the theme , it would have to be played as if slurred. But we consider it as derived from the redundant thematic motive (comp. Note 1).

Prelude XIX. (Fughetta a tre soggetti ed a tre voci.) NB.
Allegretto sereno e spiritoso.

N.B. It would seem that the nature of this Prelude has hitherto not been fully recognized. We regard it as a Fughetta, built up in the most elegant style on three subjects, the two comparatively slow ones being treated with greater freedom, though not made subordinate on that account. The exposition is complete, for each of the three themes appears in each part. The development-section is less fully worked out, to be sure, and—apart from the classical three-part-counterpoint, which is the basic idea of the whole number—without polyphonic arts; but this very circumstance stamps the Prelude as a Fughetta, distinguishing it from the higher class of the Fugue.* The structural analysis follows:

1st Part. Exposition, 10 measures + 1 modulatory measure = 11 measures.


2nd Part. { Div.1. The 3 themes in F# minor, 3-meas. Episode = 5½ " " " " " "

Div.2. The theme appears twice in the tonic = 5 " "

Coda. Free close of the 1st theme.

The two parts are, therefore, of like length.

* Compare, in Bach's Thirty Variations in G major, No. 10 (in fughetta-form), which consists of only two developments without episode or coda.

1) Transposed thus for the sake of euphony. The true reading would be 

2) To render the passage practicable, the entrance of the third subject is anticipated by a 16th. (The editor embraces this opportunity to recommend a study of the interesting variants of the 2nd and 3rd subjects throughout the fughetta.)

The three subjects, distinguished in the text by Roman numerals for the sake of clearness, are as follows:

In this connection, compare No. IX of the 3-part Inventions (F minor), which is very similar in form, the theme in quarter-notes being nearly identical with the 2nd subject here.

3) In order to bring out distinctly the two-part character of the two themes interwoven here (and further on), a brief special "side-study" is requisite. Hitherto we have only heard this "a due" passage hammered out thus:

To avoid this "vulgar" style, and at the same time to hit the right one, it is advisable to play the highest part in such a way that its higher tone may sound somewhat louder, and its lower tone somewhat softer, than the tones of the inner part. Before the eighth-rest, a short breathing-space should intervene. The notation would be as follows:

Fuga XIX, a 3.

Tranquillo e piacevole.

1) *flexibly*
sotto voce, dolcemente

sempre legato

sempre egualmente

poco marc.

poco cresc.

fuller più pieno

1) Of the coarse "sforzato" on the first eighth-note of the theme, given in most editions "true to Czerny", there is no trace in Bach.

un poco allarg. *a tempo* *non cresc.*

scorrevolmente *legato* *dolce*

scorrevolmente

or: *marc.* *l'Alto*

2) It being evidently the inner part which carries out the figurate counter-theme, the part now entering must, consequently, be the highest part. It would sound most "un-Bach-like" if the Alto (which replies in the third measure thereafter) were to take the theme twice in one breath and in the same position. This erroneous idea has been taken up by Riemann.

The musical score consists of five systems of piano music. The key signature is D major (two sharps) and the time signature is 3/4. The first system shows a complex polyphonic texture with multiple voices. The second system is marked with a '3)' and includes a 'poco' dynamic marking. The third system also features a 'poco' dynamic marking. The fourth system continues the polyphonic texture. The fifth system is marked with a 'cresc.' dynamic marking. The score includes various note values, rests, and articulation marks, as well as detailed fingering instructions for the hands.

3) The development-section of the fugue comprises two divisions, one quiet, the other rapid. The latter may, in turn, be divided into a fore-phrase and an after-phrase, the boundaries of which meet at this point.

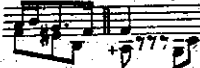
pizz

poco slentando con affabilità dim.

a tempo

(Coda) dolce

espress. l'Alto

4) Despite the deceptive F# minor chord of the first three eighths, the fundamental key of A major already predominates, and continues from here to the close. (A "more correct" thematic entrance would be: ). The Third Part, which begins here, turns out to be a copy of the Second in diminution.

5) Bischoff calls this G# "rather peculiar", and, in company with Kroll, allows himself to be misled into preferring an E. One has merely to compare the soprano in meas. 6 and 7 of the Third Part, in order to recognize beyond cavil the legitimacy of the G#.

M.B. 1. This lack of rhythmical contrasts and rhythmic concatenation, and the velvety flexibility of the tone-figures, appear strange in solid, angular Bach. For once the performer need not hesitate to display the "femininity" in his art.

M.B. 2. The editor considers the thematic affinity of the Preludes and Fugues in A major, in Vol. I and Vol. II, worthy of remark. Compare the following:

Prelude in Vol. I.

Fugue in Vol. I.

Fugue in Vol. II.


Prelude in Vol. II.

Prelude XX.
Allegro (impetuoso.)

with sweeping impetuosity.

1) The following notation would lend a stronger movement to the phrasing:

2) The editor employs the following thematico-symmetrical form:

8) The thematic E in the tenor should be emphasized, for which reason it is doubled. Otherwise  would sound better.

Fuga XX, a 4.

Moderato deciso, con fermezza e gravità.

I. Exposition.

II. Inversion.

1) Considerable stress should be laid on the first motive in the counter-theme: which runs through the entire fugue.

2) This is an enriched form of the minor scale which appears here in the alto part. It might be called the "harmonic-melodic", or "combined" minor scale. Its peculiarity resides in the employment of both sixths, minor and major:

There is a wealth in practical-harmony, which the meagre formulæ of the theorists cannot contain. For example, the scale really exists (only recall the everyday harmonic formula:

but in the text-books it is nowhere mentioned.

First system of musical notation. Treble clef (top) and bass clef (bottom). The treble staff contains a melodic line with a 4-measure arpeggiated figure and a 2-measure phrase. The bass staff contains a supporting line with a 2-measure phrase. Fingerings are indicated with numbers 1-5. A dynamic marking '(V)' is present in the treble staff.

Second system of musical notation. Treble clef (top) and bass clef (bottom). The treble staff features a complex rhythmic pattern with a 5-measure phrase and a 3-measure phrase. The bass staff contains a steady eighth-note accompaniment. Fingerings are indicated with numbers 1-5.

Third system of musical notation. Treble clef (top) and bass clef (bottom). The treble staff continues the melodic line with a 3-measure phrase. The bass staff features a more active eighth-note accompaniment with a 3-measure phrase. Fingerings are indicated with numbers 1-5.

Fourth system of musical notation. Treble clef (top) and bass clef (bottom). The treble staff contains a highly technical passage with many sixteenth notes and complex fingerings (e.g., 4 2 5 5 1, 3 4 1 4 5). A dynamic marking '(V)' is present. The bass staff continues the accompaniment with a 3-measure phrase. Fingerings are indicated with numbers 1-5.

III Stretto.

Fifth system of musical notation. Treble clef (top) and bass clef (bottom). The treble staff begins with the instruction 'in direct motion' and contains a 5-measure phrase. The bass staff begins with the instruction 'molto misurato' and contains a 4-measure phrase. Fingerings are indicated with numbers 1-5.

First system of musical notation, featuring a treble and bass clef. The treble clef contains a melodic line with eighth and sixteenth notes. The bass clef contains a supporting line with similar rhythmic values. Fingering numbers (1-5) are present below the bass line.

Second system of musical notation. It includes a treble clef with a melodic line and a bass clef with a supporting line. The treble clef has a section labeled 'A' and a section labeled 'B'. Fingering numbers are visible throughout.

Third system of musical notation, continuing the piece with treble and bass clefs. The treble clef features a melodic line with various articulations, and the bass clef provides harmonic support.

Fourth system of musical notation. The treble clef has a section labeled 'A'. The system shows complex rhythmic patterns in both hands with detailed fingering.

Fifth system of musical notation. The treble clef has a section labeled 'A'. The system concludes with a *poco dimin.* (poco diminuendo) instruction. Fingering numbers are clearly marked.

più f

First system of musical notation. Treble clef with a circled '1' above the first measure. Bass clef with the word *cresc.* written below it. The system contains two staves with various musical notes and fingerings. Fingerings include: Treble (2, 3, 4, 5, 4, 3, 2, 1, 2, 3, 4, 5, 4, 3, 2, 1), Bass (1, 2, 3, 4, 5, 4, 3, 2, 1, 2, 3, 4, 5, 4, 3, 2, 1). There are also markings 'S', 'B', and '4'.

Second system of musical notation. Treble clef with fingerings: 4, 5, 3, 4, 3, 1, 2, 3, 4, 3, 2, 1. Bass clef with the letter 'T' above it and fingerings: 3, 4, 2, 4, 3, 2, 1, 2, 3, 4, 5, 4, 3, 2, 1. There is also a marking 'A'.

III^o Stretto.

in contrary motion.

Third system of musical notation. Treble clef with fingerings: 5, 4, 5, 3, 2, 1, 2, 3, 4, 5, 4, 3, 2, 1. Bass clef with the word *ten.* written below it and fingerings: 1, 2, 1, 3, 4, 3, 2, 1, 2, 3, 4, 5, 4, 3, 2, 1. There is a marking 'V'.

Fourth system of musical notation. Treble clef with fingerings: 3, 4, 5, 4, 5, 4, 3, 2, 1, 2, 3, 4, 5, 4, 3, 2, 1. Bass clef with the word *ten.* written below it and fingerings: 1, 2, 3, 4, 5, 4, 3, 2, 1, 2, 3, 4, 5, 4, 3, 2, 1. There is a marking 'L' and a trill symbol *tr*.

Fifth system of musical notation. Treble clef with trill symbols *tr* and fingerings: 2, 3, 4, 5, 4, 3, 2, 1, 2, 3, 4, 5, 4, 3, 2, 1. Bass clef with trill symbols *tr* and fingerings: 8, 2, 12, 4, 5, 4, 3, 2, 1, 2, 3, 4, 5, 4, 3, 2, 1. There are also markings 'B' and '7'.

First system of musical notation, featuring a treble and bass clef. The music consists of eighth and sixteenth notes with various accidentals. A trill (tr) is marked above the final note of the first staff.

Second system of musical notation. The first staff includes fingering numbers (5, 4, 1, 2, 1, 2, 1) and a 'V' marking. The second staff includes fingering numbers (2, 1, 2, 1, 4, 5, 4, 5, 2, 4, 1, 5, 2, 1, 2, 5).

Third system of musical notation. The first staff includes fingering numbers (3, 1, 5, 2, 3, 1, 2, 3, 4, 3, 4, 3). The second staff includes fingering numbers (2, 1, 5, 6) and the dynamic marking *meno f, cresc.*

Fourth system of musical notation. The first staff includes fingering numbers (2, 4, 3, 5, 4, 3, 2, 1, 3, 2, 1, 2, 1, 5, 3, 4, 5, 4, 1, 2). The second staff includes a 'B' marking and a dynamic marking *f*. A small musical staff is enclosed in parentheses at the bottom right.

III. Closest stretto.

Fifth system of musical notation. The first staff includes fingering numbers (5, 2). The second staff includes a 'B' marking, a dynamic marking *p*, and fingering numbers (1, 3, 2, 4, 1, 3, 1, 3, 2, 4). The system concludes with the dynamic marking *sotto voce, poco u poco cresc. fino alla Coda*.

3) The stretto beginning here really shows a contrapuntal intensification, inasmuch as the imitation in the second part contains, at the same time, the Dominant answer to the first (canon at the twelfth), and also because the next stretto between soprano and alto (in the inversion) enters before the former one is finished.

First system of musical notation. It consists of three staves: a single treble clef staff at the top, and a grand staff (treble and bass clefs) below. The top staff begins with a fermata and a '2' above the first measure. The grand staff contains complex rhythmic patterns with various note values and rests.

Second system of musical notation. It consists of three staves: a single treble clef staff at the top, and a grand staff (treble and bass clefs) below. The top staff features a melodic line with a fermata. The grand staff includes fingerings such as '(b)', '1', '2', '3', and '4'.

Third system of musical notation. It consists of three staves: a single treble clef staff at the top, and a grand staff (treble and bass clefs) below. The top staff has 'ten.' markings above it. The grand staff contains complex rhythmic patterns with fingerings like '3', '1', '2', '5', '4', '2', '1', '4', '8', '2', '5', and '4'.

Fourth system of musical notation. It consists of three staves: a single treble clef staff at the top, and a grand staff (treble and bass clefs) below. The top staff has a fermata and fingerings '1', '3', '2', '2', '1', '3', '1', '2', '1'. The grand staff includes fingerings '1', '3', '2', '1', '1', '1'.

First system of musical notation. Treble and bass staves. Includes markings: *più cresc.*, *ten.*, and *Resolution and Coda.*

Second system of musical notation. Treble and bass staves. Includes markings: *allarg.*, *ff*, and *ten.*

Third system of musical notation. Treble and bass staves. Includes markings: *largamente*, *sostenuto*, *ten.*, *sempre forte*, and *e robustamente*.

Modern rendering of the organ-point:

Fourth system of musical notation, showing a modern rendering of the organ-point. Treble and bass staves.

Fifth system of musical notation. Treble and bass staves. Includes marking: *Più largo.*

4) Fermata:

5) Stretti between bass and tenor in contrary motion, then between soprano and alto in direct motion. The organ-point is treated like a free pedal-part.

Grill Broken

Prelude XXI. (Toccatà) B.

Allegro volante.

1) This figure gives a foundation for exercises in wide leaps. At Bach's time, leaps were regarded as feats of *bravura*; they are, for instance, a prominent feature in the Scarlatti technic. We recommend the study of a few of this master's sonatas in connection with the following variants:

We have repeatedly employed this mode of notation (which divides the figures into anticipating and after-striking notes for both hands alternately), e. g., in the variations to the Preludes in C minor, C#, and the Fugue in G. — Since Liszt gave this style of technique a novel tone, by an intended imitation of the cymbals, it has taken on a very modern sound — so much so, indeed, that it might seem a mistake to bring it up in connection with Bach. Its origin, however, is earlier, as it goes back to Bach, and has its root in the clavichord with double manual. In com-

p *f* *più p* *cresc.*

più cresc. *con fermezza* *Sharp*

Broaden a little *2* *5*

positions written by Bach for that instrument, passages of this kind are to be found. Although we no longer have a double manual, we have learned to play such passages on a single one. The following examples, from Bach's "30 Variations", are adduced in proof of the above.

d)

e)

Even the cross-fingerings peculiar to the notation for double manual, can (with slight alterations) be executed on our pianos; any lack of smoothness which may be noticeable, is attributable to a want of practice in this style. Do not neglect to try the master's "30 Variations" (in G), which have a strong leaning to this technic; they broaden the intellectual and technical faculties.

Handwritten annotations: *cut* (under the first few notes), *fz* (forte), *rapido* (above the staff).

Handwritten annotations: *I.H.* (above the staff), *fz* (forte), *ped* (pedal).

Handwritten annotations: *Broaden but no retard* (circled around a section), *very firmly* (above), *non legg.* (below), *rush* (below), *ped* (pedal).

Handwritten annotations: *pedal when it ped. go* (written vertically on the left), *sen.* (above), *begin to soften* (written diagonally), *after Forkel: more* (above), *poco più largam.* (below).

Handwritten annotations: *Start on* (written vertically on the left), *or: end this lightly and softer and softer* (written above), *con forza* (below), *ped* (pedal).

Execution:

Handwritten annotations: *or:* (above each diagram).

N.B. From its display of virtuosity, we call this number a "Tocatta". But even virtuoso-pieces (in the Bach sense) are to be taken seriously. This one should be interpreted "playfully", yet not "frivolously".

Study.

Technical Variants to Praeludium XXI.

Moderato vivace.

The musical score is presented in a multi-system format. The piano part is written in a grand staff (treble and bass clefs), and the violin part is written in a single staff. The score includes several systems of music, each with technical annotations and performance directions.

- System 1:** The piano part begins with a sequence of notes marked with fingerings: 1 2 3 5 3 2 1. The violin part has a marking '1)' below the first measure.
- System 2:** The piano part has a marking '5' above the first measure. The violin part has a marking '4 5 4' above the first measure and '2 1' below the second measure.
- System 3:** The piano part has a marking '2 1' below the first measure. The violin part has a marking 'leg.' above the first measure, '(sopra)' above the second measure, and '5 4 3 2' below the first measure.
- System 4:** The piano part has a marking '4 5' above the first measure and '2 1' below the second measure. The violin part has a marking '(sotto)' above the first measure and '5 2 1 3 2 1 3 1' below the first measure.
- System 5:** The piano part has a marking 'p ma brillante' above the first measure. The violin part has a marking '3' above the first measure.
- System 6:** The piano part has a marking 'sempre stacc.' below the first measure. The violin part has a marking '3' above the first measure and '4 5 3 1 2 1' above the second measure.

First system of musical notation. Treble clef with a key signature of two flats and a 3/4 time signature. The right hand features a complex rhythmic pattern of eighth and sixteenth notes. The left hand plays a simple bass line. The dynamic marking *più p* is present.

Second system of musical notation, continuing the piece. The right hand maintains its intricate rhythmic texture, while the left hand provides harmonic support.

Third system of musical notation. The right hand has a *rolante* (rhythmic) marking. It includes fingerings such as 2 1, 2 3 4, and 5 4 3 2 1.

Fourth system of musical notation. The left hand is marked *1. H.* and contains numerous fingerings, including 1, 2, 3, 4, 5, 8, 2 1 2 1 2 3, and 5 4 3 2 1 2 3.

Fifth system of musical notation. It includes markings for *r. H.* and *1. H.* with extensive fingerings such as 1 2 3 5 4 3 2 1, 5 4 3 2 1 2 3 4 5, and 5 4 3 2 1 2 3 4 5.

Sixth system of musical notation, starting with the word *Ossia*. It features a melodic line with fingerings like 2 3 4, 3 4, 4 5 4 3 2 1 2 1 2, and 5 4 3 2 1 2 3 4 5 4.

Seventh system of musical notation. It includes the markings *legato* and *rinforz.* (ritornello). The right hand has fingerings such as 1, 2 1 2 1 2 1 2, 5 4 3 2 1 2 3 4 5 4, 1 2 1 1 2 1 2 1 2, 4 2 1 2 2 1 2 2 1, 2 1 2 2 1 2 2 1, and 1 2 1 1 2 1 1 2 1.

N. B. Broken chords wider than the octave, played without turning the thumb under, require a continuously fixed position of the fingers, a flexible wrist, and lightness of touch (which naturally increases with the swiftness of the movement, and must not degenerate into feebleness of tone).

As a preliminary and companion-study to the above, the editor proposes the figures below, or similar ones, in various transpositions:

Moderato — Allegrissimo. *simile*

a.

b.

c.

d.

Piu lento.

e.

As the climax of this style of study may be mentioned Chopin's Étude op. 10, No. 11 (which we recommend to practise in ascending and descending *broken chords*), and Liszt's "Vision".

a very folly fugue - just roaring at the end -

Handwritten annotations: "after bow here", "then light here", "Bring out".

Handwritten annotations: "poco a poco dim.", "Zwei", "Pw3".

Handwritten annotations: "cresc.", "Be sure to place left hand very firm throat", "off on the".

Handwritten annotations: "pff", "make big climax as forte as possible".

Handwritten annotations: "last entrance".

Handwritten annotations: "risoluto", "ff".

or, acc. to Hoffmeister:
(facilitated)

This number retains throughout an easygoing character, without intellectual elevation or depth, and still without becoming shallow; its form displays smoothness and roundness.
1) This and the following entrance of the theme - *dux* and *comes* transposed to the subdominant - belong together; we regard them as the opening of the Third Part of the Fugue.

Prelude XXII.

Andante mistico.

Molto sostenuto e con raccoglimento.

flebile, tranquillamente.

poco marc. espress.

ten.

(poco crescendo)

poco marc. espress.

più pieno e sostenuto

10

12

N. B. Both the Prelude and the Fugue are in the lofty vein of those in C# minor and E♭ minor. While the C# minor Fugue awakens the conception of a mighty cathedral, the two numbers in B♭ minor may be likened to artistically wrought side-chapels— vaults in which things most precious are kept.

In the Prelude, we note particularly the perfection of form; nor can we refrain from giving an outline of the salient points.

The theme in soprano ascends stepwise over an organ-point, and is freely imitated by the bass in meas. 3 and 4. An episode of 2½ measures leads back again, so to speak, to the beginning. The soprano resumes the theme, but this time descending stepwise, and modulating; in meas. 10 it is imitated by the alto (as before by the bass). Meas. 12 closes the First Part in the dominant key, the again ascending theme in the alto being interrupted.

or:
(execution)

aumentando, ma sempre sostenuto

p dolce

or:
(execution)

poco a poco diminuendo

più dim.
pp

di nuovo cresc.
slargando

largam.
sempre dim.

(Coda)

What now follows is, in a certain sense, a development with the motives of the theme; it continues through 7 measures, reaching its climax exactly in the middle of the fourth. From that point the line again falls, and is arrested before an organ-point on F, upon which the theme for the last time begins to ascend. Fermata, resolution, and coda are most intimately related with the G[♯] minor Prelude.— It is the extremely difficult task of the player, to hit the golden mean between severity and resignation in expression, and to invest this latter with the twilight of an unmaterial tone-color.

Fuga XXII, à 5.

Andante pensoso e sostenuto.

mezza voce, sempre legato e tenuto assai.

ten.

l. H.


B. I.

B. II.

U. S. W.

1) This Fugue is related, not only spiritually but also thematically, to the one in E \flat minor. The resemblance between the themes is so evident, that— possibly for that very reason— the commentators do not specially mention it:


Fugue in E \flat minor:



Fugue in B \flat minor:

(transposed for comparison)



Our theme also has a certain relation to that in the C \sharp minor Fugue:  these two might be blended together in a double-fugue, without much difficulty:

(stretto)

U. S. W.

2) As regards the melody, the four next-following quarter-notes doubtless belong to the theme; contrapuntally considered, they are of subordinate rank, though the chief feature of this "after-theme"— the quarter-note movement, descending at first, and then ascending— is retained nearly throughout.

3) Without the above distribution on three staves, it would be impossible to exhibit distinctly the early and obstinate crossing between alto and tenor; by this means, too, the inner parts are rendered easily distinguishable, whereas, in all former editions and analyses, their limits were more or less indefinite.

System 1: Tenor and Piano accompaniment. Tenor part includes a fermata and the instruction *ten.*. Piano accompaniment includes a *ten.* instruction and a *or:* alternative bass line. Fingerings and articulation marks are present throughout.

System 2: Soprano and Piano accompaniment. Soprano part includes the instruction *dolce* and a *ten.* instruction. Piano accompaniment includes *A dolce*, *r. H.*, *I. H.*, *B. I.*, and *tenuto assai* instructions. Fingerings and articulation marks are present throughout.

System 3: Piano accompaniment. Includes *B. II.* instruction. Features complex fingering and articulation marks.

System 4: Piano accompaniment. Includes *r. H.* instruction and *poco crescendo* instruction. Features complex fingering and articulation marks.

4) This Eb in the tenor is to be held 4 beats, on account of the corresponding note in the soprano.

First system of a musical score in G major, 3/4 time. The right hand features a melodic line with triplets and slurs, marked *poco più chiaro*. The left hand provides harmonic support with chords and moving lines. Fingerings are indicated with numbers 1-5. A section labeled 'A' begins at the end of the system. The bass line includes the label 'B. II.' and a fingering '(3/5)'.

Second system of the musical score. The right hand continues the melodic line with slurs and fingerings, marked *più dolce*. The left hand includes a section labeled 'B. I.' and 'r. H.' with specific fingerings. Dynamics include *dim.* and *dim.*. A section labeled 'A' is marked at the end of the system. The bass line includes the label '(B. II.)' and a fingering '5'.

Third system of the musical score. The right hand continues the melodic line with slurs and fingerings. The left hand features a complex bass line with slurs and fingerings, including a section labeled '(b)'. The bass line includes a fingering '5'.

Fourth system of the musical score. The right hand continues the melodic line with slurs and fingerings, marked *ten.*. The left hand includes a section labeled *cresc.* and *ten.*. The bass line includes a section labeled *cresc.* and a fingering '5'.

ten. *f*

S A T B. I. B. II.

Soprano.

Alto.

Tenor.

Bass I.

Bass II.

Detailed presentation of the stretto.

(Hoffmeister)
Variant I.

ten.

piu fe sostenuto

(Schwenke)
Variant II.

(5) This C has to be struck again, because of the reëntry of the part upon it.

M. B. The exposition and its "postlude" end with the 24th measure, in the relative key.

The development-section consists of two long and symmetrically formed divisions, each containing, in its first half, a development of the theme, and, in its second half, a single entrance of the theme followed by a somewhat extended episode. The second division of the development-section is an intensified copy of the first, the development (first half) being enriched by two stretti, while the single theme-entrance (second half) appears in two parts together, and the following episode is written in four parts instead of three.

In the Third Part, a certain lack of breath is fully made up for by profundity (the extremely close 5-part stretto).

Prelude XXIII. N.B.

Andantino idillico.

Tranquillo e scorrendo.

N.B. This might well be termed a "Study in Tone and Mood". In the first respect, the player should strive to develop a tender touch, taking the tones of the soft wood-wind for his model, and thus enveloping the tone-work in a quiet half-light. — Do not disturb the unity of mood by a "forcedly musical" emphasizing of the imitations, which take only a subordinate rôle here.

5 4 5 3 3 1 3 4 5 4

2 1 2

poco cresc.

4 1

più pieno

3 4 3 4 2 1 3 2

p subito

4 2 3 1 4 2 3 1 2 1 2 3 1 2 1 2 4 2

Fuga XXIII, à 4.

Poco Andante.

dolce, ma serio.

1) Prelude and Fugue have at bottom one and the same theme:

Execution:

2) The position of the theme answers here to the subdominant key; but its harmony is that of C# minor.

3) Here, as at the close of the $A\flat$ Fugue, the editor hears an "inner part" sounding through the harmony of the last three measures, and lending it the character of a stretto:

The idea might be written out as follows:

N. B. The exposition closes together with the theme in the fourth part. The Second Part is undeniably spiritless and slow, and of peculiar stiffness in the partial symmetry of its construction.

An episode of $2\frac{1}{2}$ measures, closed by an isolated entrance of the theme, appears three times in the course of the development, the second time (directly after the first) in contrapuntal inversion and transposed into the dominant key, and the third time in the subdominant key (here extended to three measures, and without the theme-entrance).

Between episodes 1 and 2 a complete development of the theme is interposed: Soprano and alto in contrary motion, bass and tenor in similar motion.

The Third Part represents a third (but incomplete) development (in this connection compare Note 3).

Prelude XXIV. NB.

1) Andante (religioso.)

The musical score is presented in three systems, each with a treble and bass staff. The key signature is B major (two sharps) and the time signature is 3/4. The first system starts with a piano (*p*) dynamic and the instruction *dolce sempre legato*. The second system includes a section marked *Idea:*. The third system features *un poco cresc.* and *espressivo e sostenuto* markings. The final section is marked *dim.*, *dolce*, and *tranquillo* with a trill (*tr*) in the bass line.

1) The Tempo-mark (Andante), and likewise the double-bar at the close of the First Part, are by Bach's own hand; these are, unfortunately, the first and sole directions by the master himself.

N. B. This magnificent piece (which is, by the way, a classic specimen of double counterpoint over a *basso continuo*) forms a worthy close to the wonderful Third Series of Preludes. — Actuated by the earnest desire to reveal the many, still half-hidden, beauties of this work to wider appreciation, and seeking after an attractive form in which to present them to the public, the editor begs to offer the suggestion, that selections from among these Preludes might be variously grouped together to form short Suites, which could be employed with good effect as concert-numbers, even by players of medium ability. The following series of four Preludes (only one example among many) strikes us as peculiarly adapted to this purpose:

- Prelude in B major, as the "Prelude";
- Prelude in A major, as the "Fughetta";
- Prelude in B minor, as the "Andante";
- Prelude in B \flat major, as the "Toccatà" (Finale).

All these numbers, to be sure, would have to be set in the same key, for the sake of proper connection — the three first, say, transposed to B \flat : an æsthetic transgression over which — presumably — a very unæsthetic uproar would be raised.

This Prelude affords an excellent study in legato octave-playing by merely doubling the bass part in the lower octave throughout.

First system of musical notation, featuring a treble and bass clef. The treble clef part contains a melodic line with slurs and a fermata. The bass clef part contains a rhythmic accompaniment with slurs.

Second system of musical notation. A measure in the treble clef part is marked with a '2)' above it, indicating a second ending or variation. The bass clef part continues with its accompaniment.

Third system of musical notation. The treble clef part includes a dynamic marking of *mf*. The bass clef part features a sequence of notes with fingerings 2, 3, and 4 indicated below.

Fourth system of musical notation. The treble clef part has a dynamic marking of *p*. The bass clef part has a dynamic marking of *p* and includes the instruction *più pieno, espress.* followed by *poco a poco*. Fingerings 1, 4, 3, and 5 are indicated in the bass clef part.

2) In this measure we find repeated the motive of the episodes in the Fugue; note for note in the higher parts, and varied in the bass. This is not the sole point of resemblance to the Fugue; compare Note 3.

cresc. *più cresc. sempre largamente* *poco*

f

3) *lamentoso* (Coda) *pp* *p*

quasi f rit. 3) *più lento* *p*

3) Both in the syncopated motive, and in the eighth-note figure in the soprano (meas. before the last), we perceive a presage of the following fugue—the “shadow cast before” by the approaching fugue-theme.

In the Prelude. *b* In the Fugue. In the Prelude. *a* *c* *c* *b* *a*

In the Fugue.

Intentional or not (and, if unintentional, the more characteristic of Bach's genius), this thematic premonition forms one of the most æsthetically justified transitions with which we are acquainted. The chromatic bass, a variation of the original movement in quarter-notes, is, both harmonically and contrapuntally, of extreme beauty. Play it in somewhat retarded tempo, and with expressive phrasing, so that each harmonic detail may be intelligible to the listener.

Fuga XXIV, a 4.
(Largo.)¹⁾ Andante grave e solenne.

1) The tempo-mark "Largo" is by Bach himself, who also wrote the whole Fugue in "C" (common time).

In the editor's experience, the oft-recurring figures in 16th-notes induce the effect, through the eye, of an allegro movement, thus tempting the player to undue rapidity. Our notation shows more clearly the grave, ponderous element intended by Bach, and promotes adherence to a steady, solemnly measured movement. — The short slurs — trochaic phrasing — are also by Bach's hand.

2) Who is not reminded here of the Fugue on B-A-C-H?

The relationship to the B-A-C-H motive is no merely superficial one, but of a close harmonic description, as is proved by a few experiments with the themes; e.g.:

2^b) The "Bach" motive, employed as a counter-subject, occurs once in the present Fugue, at the beginning of the Third Part, and in a form in closest affinity to that of our example b):

3) The *obligato* codetta of the first counter-subject might almost be elevated to the importance of a second theme:

First system of musical notation. It consists of three staves: a treble clef staff at the top, a grand staff (treble and bass clefs) in the middle, and a bass clef staff at the bottom. The key signature has two sharps (F# and C#). The top staff contains a melodic line with a slur over the first two measures. The middle staff contains a complex rhythmic pattern with fingerings 4, 1, 2, 4, 5, 1, 3, and a marking 'r. H.' above the second measure. The bottom staff contains a bass line with a marking 'B' above the second measure.

Second system of musical notation. It consists of three staves. The top staff is marked *delicato* and *zart*. It contains a melodic line with a slur and a marking '4)' above the second measure. The middle staff contains a bass line with a slur and a marking 'tr' above the second measure. The bottom staff contains a bass line with a slur and a marking 'tr' above the second measure.

Third system of musical notation. It consists of three staves. The top staff contains a melodic line with a slur and a marking '5' above the first measure. The middle staff contains a bass line with a slur and a marking '5' above the first measure. The bottom staff contains a bass line with a slur and a marking '5' above the first measure.

Fourth system of musical notation. It consists of three staves. The top staff contains a melodic line with a slur and a marking '(tr)' above the first measure. The middle staff contains a bass line with a slur and a marking '(tr)' above the first measure. The bottom staff contains a bass line with a slur and a marking '5' above the first measure. There are also markings '(1 2 4 1)' and '5 4 3 2 1' above the second measure.

4) Execution:
A small musical diagram showing a sequence of notes with fingerings 1, 3, 5, 4. The notes are on a treble clef staff with a key signature of two sharps.

First system of musical notation. It features a grand staff with treble and bass clefs. The treble clef part includes fingerings (1, 2, 3, 4, 3, 2, 1) and dynamic markings: *ten.*, *dim.*, and *dolce*. The bass clef part has a *ten.* marking. An alto clef part is shown on the right with the marking *r. H. Alto.*

Second system of musical notation. It features a grand staff with treble and bass clefs. The treble clef part has a marking *A*. The bass clef part has a *poco cresc.* marking.

Third system of musical notation. It features a grand staff with treble and bass clefs. The treble clef part includes fingerings (2, (3) 5 5 1 1, (2) 1 3 2, 1, 5) and a *ten.* marking. The bass clef part has a *ten.* marking.

5) These oft-repeated episodic sequences would be of too slight importance, and, above all, would be too loosely related to the principal divisions of the Fugue, if they were not regarded as ornamental presentations of a thematic conception. They might be compared with the architectural leaf-ornamentation, from which, on closer inspection, all kinds of oddly contorted figures of men and animals peep out.

Fourth system of musical notation, consisting of three staves. The top staff is a grand staff with treble and bass clefs. The middle staff is labeled *Interpretation.* and the bottom staff is labeled *Free Bass*.

dim. dolce
6)
Tenor 1 2 5

poco cresc.

meno severo

tr

marcato
Idea.
tr

6) In more extended fugues (which are not invariably the most artistic ones), it is one of Bach's peculiarities - not to say "mannerisms" - to repeat entire episodic periods transposed to the dominant, and thus to introduce a certain symmetrical order into the contrapuntal undulation. Such is the case here.

musical score system 1, featuring piano and right-hand parts with dynamic markings *meno severo*, *ten.*, and fingerings.


musical score system 2, featuring piano and right-hand parts with dynamic marking *marcato* and fingerings.

musical score system 3, featuring piano and right-hand parts with dynamic marking *ten.* and fingerings.

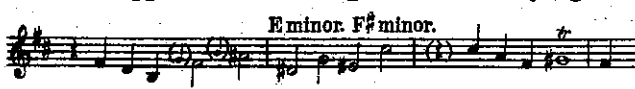
musical score system 4, featuring piano and right-hand parts with dynamic marking *ten.* and fingerings.

musical score system 5, featuring piano and right-hand parts with dynamic marking *T* and fingerings.

musical score system 6, featuring piano and right-hand parts with dynamic marking *ten.* and fingerings.

8) The theme, at first taken up by the alto, and continued by the soprano on the third and fourth quarters of the last measure but one, may be imagined as sounding on to the close: 

GENERAL VIEW OF THE FORM.

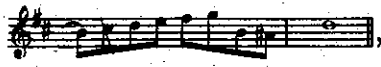
The harmonic basis of the theme is simpler than appears at first glance. On laying bare its sinews, so to speak, it takes on the following appearance:  Observe that meas. 3 contains in itself, as it were, the answer to the first.


First Part. Exposition: Alto, Tenor, Bass, Soprano = 10 measures (ends with unresolved semicadence).

- | | |
|---|--|
| } | Div. 1. 1st Episode (v. Note 5) Theme-entrance of Alto = 7 measures.
Imitative modulatory transition = 2 measures. |
| | 2nd Episode (v. Note 6) Theme-entrance of Tenor = 7 measures.
Imitative modulatory transition = 1 measure. |
| } | Div. 2. Imit. w. fragment of theme betw. A. and S., imitative modulatory transition, theme-entrance in Bass = 7 measures.
Imit. w. fragment of theme betw. S., A. and B., entrance of T. (<i>dux</i> , D major), answer by the B. (<i>comes</i> , A major) = 9½ measures. |
| | Div. 3. Imitat modul. transition extended to a 3-measure episode.
Theme-entrance of T., transition. Theme-entr. of B. (end in tonic) = 10 meas. |
| | Third Part. { Div. 1. Theme in Tenor (B minor), 3rd Episode (like Ep. 1 and 2 = Sp.) = 8½ meas.
Div. 2. Fragm. of theme in T., theme in B. (from E min. to B min.), Theme in A. = 8 meas. |

We distinguish two kinds of episodes, differing from each other in construction and motives.

The first kind (classified as Episodes 1, 2 and 3) is the more important; it has been analyzed in detail in Notes 5 and 6.

The second kind, which we term, for the sake of distinction, "imitative modulatory transitions", is derived from the closing arabesque in the first counter-subject , a motive usually developed in three or four parts.

Finally, we mention a third (subordinate) kind of episode-motive  (a continuation of the 1st counter-subject), which occurs in the exposition, and at the beginning of the development-section, in combination with the motive of the second kind, then disappearing almost entirely.

It is very interesting to trace the harmonic web of this fugue, with its remarkable display of "magnificent disregard" typical of the genus.

*) Notice, besides, the features common to this first episode (meas. 7 and 8) and the episode in measures 6 and 9 of the Bb minor Fugue.

Supplement.

Bach, in his character of a harmonist, is likewise a transcendental chromaticist; when he employs chromatic figuration in his passages, it is almost always (if not invariably) harmonic in complexion; e.g., in the Coda of the D-minor Prelude. In Vol. I of the "Well-tempered Clavichord" we met with no chromatic figuration of the melodic kind, and consequently had no opportunity to touch upon this important branch of pianoforte-technic.

For completeness' sake (for we think that nearly every other sort of technic has been mentioned) we shall now add a few illustrations of chromatic exercises.

I. Fingering for Simple Chromatic Scales.

a) With the 3 lowest fingers.

(Moscheles' Etude in G.)

b) With the 3 highest fingers.

(Chopin's Études, Op. 10, No. 2.)

c) With the 4 lowest fingers.

d) With the 4 highest fingers.

e) With 5 fingers (fingering suited for very rapid playing in the keys of B, E and G).

in F#:

in E:

(Beethoven)

etc.

II. Fingering for Double Chromatic Scales.

a) In Major seconds:

b) In thirds (comp. Note 1 to Fugue IX).

c) In fourths:

The fingering is similar for

d) Augmented fourths, or diminished fifths.

e) The ordinary fingerings for major and minor chrom. sixths may be added here:

legatissimo

f) In minor sevenths:

III. Chromatic Scale in Anticipated and After-striking Notes, played with both hands, each progressing by major seconds.

a) Simple scales (with or without doubling in the octave):

simulated $\frac{9}{7}$ chords.

Presto.

in simulated sixth-chords.

b) In chords; e. g.:

White keys.

Black keys.

(Compare the second number of the Paganini-Liszt Études.)

c) Division by black and white keys:

The above will stimulate a search for further combinations.

First Appendix to Volume I.

On the Transcription of Bach's Organ-works for the Pianoforte.

* * * The editor regards the interpretation of Bach's organ-pieces on the pianoforte as essential to a complete pianistic study of Bach. He demands, that every piano-player should not only know and master all such transcriptions hitherto published, but should also be able independently to transcribe for the pianoforte organ-compositions by Bach. Should he neglect to do so, he will only half know Bach.

* * * The clavichord had many limitations. Profound thought found corresponding breadth of expression only on the organ. But Bach's thought goes, as a grand unifying element, through all his works. The forms in which it embodies itself, whether on the organ or on the piano, discover a difference only in dimensions—hardly in character or form. This one phase of difference is, however, often powerful enough to lend his musical physiognomy a far mightier stamp.

* * * Among the master's organ-works one finds pieces written rather in piano-style, and again, among the piano-fugues, numbers in typical organ-style. His technical manner of writing is, at bottom, the same for both instruments, aside from a few obvious *nuances*, among which some pedal-passages are the most prominent.

In making transcriptions for the pianoforte of Bach's organ-works, there can, therefore, be no question as to æsthetic propriety.

* * * The admissibility of such transcriptions once recognized, however, our gain therefrom is very considerable. Piano-literature is augmented by the most eminent works belonging to this branch of art. So much for the artist. To the student, on the other hand, is opened a technical field of the widest extent, which, following along the lines of the "Well-tempered Clavichord," permits increased freedom of movement in every direction.

* * * Both Liszt and Tausig have given satisfactory proofs, that such transcriptions can be made without sinking to the level of mere mutilations of their originals. We desire to reinforce and perfect these proofs, and to provide the happy thought of the Prince of Pianists with a basis of systematic analysis. *)

In pursuing this aim, many an unexpected and difficult problem in piano-technic may be encountered; but the striving after the right solution will surely lead to new pianistic acquisitions.

* * * But difficulties are not found everywhere. The piano possesses certain characteristics which give it an advantage over the organ: Rhythmic precision; emphatic exactness of entrance; greater impetuosity and distinctness in passage-playing; ability of modulating the touch: clearness in involved situations; rapidity, where required; **) a simpler mechanism, always ready, and everywhere at hand. The ability to sustain tones on the piano is, with artistic treatment, less limited than one would suppose, considering the bad name of the instrument in this regard. The bass tones are really capable of great prolongation, and may be sustained *ad libitum* by skillfully repeated and imperceptible finger-pressure. Fortunately, the majority of the Bach organ-fugues are written in a more or less lively figurate style; thus the prolongation of tones, the chief element of antagonism between organ and piano, is so much the less in evidence.

* * * Before attempting the piano-transcription for an organ-piece, one ought, first of all, to acquaint oneself with its effect on the organ when played in masterly fashion. Listen to its performance by some excellent organist. Then experiment yourself on the organ, trying the different stops and their various combinations. Study and note the acoustic effects of the "couplers" and "mixtures," and endeavor to imitate them successfully. In the choice of the position of the chords, of the intervals to be doubled, and of the octave-transpositions, important characteristic features for imitating the organ-effects are to be considered. A single tone of the flute-stop sounds deceptively like a real flute; but play a polyphonic passage with this register, and the entire individuality of the organ is manifested.

* * * This Appendix is not intended for a separate volume, which might easily outvie the main work in size and importance; we must content ourselves with a concise presentation of the principal points, accompanied by illustrative examples. These points are the following:

1. Doublings.
2. Registration.
3. Additions, Omissions, Liberties.
4. Use of the piano-pedals.
5. Interpretation (style of playing).

*) We have often mentioned Liszt—perhaps not often enough, for contemporary pianism owes him almost everything. Musical commoners still delight in decrying modern virtuosi as spoilers of the classics; and yet Liszt and his pupils (Bülow, Tausig) have done things for spreading a general understanding for Bach and Beethoven, beside which all theoretico-practical pedantry seems bungling, and all brow-puckering cogitations of stiffly solemn professors unfruitful.

**) "It is an advantage of the piano, that one can obtain a greater degree of rapidity upon it than upon any other instrument." C. Ph. E. Bach.

1. Doublings.

I. Simple doubling of the pedal-part.

Pedal-tones, almost without exception, are to be considered as 8-foot and 16-foot stops, i. e., as doubled in the lower octave; this corresponds to the ordinary mode of writing for 'cello and double-bass in the orchestra. In conformity with the pedal-technic, the pedal-parts are to be performed in a bold *non legato*; a strict *legato* would, indeed, be wholly out of keeping.

a. Quiet movement, sustained throughout.

Example 1.

(Original.)

Organ. Manuals. Pedal.

(Transcription.) Pianoforte.

b. Quiet movement, interrupted by participation of l.h. in manual-parts.

Example 2.

Example 3.

Organ.

Pianoforte.

(molto sost il basso)

c. Figurate bass, doubled throughout.

Example 4.

Organ.

Pianoforte.

Allegro. (non arpegg.)

d. Figurate bass, with alternate double and single tones (simulated octaves).

This easy mode of notation is well adapted for the doubling of chord-figures. The incompleteness of the higher octave is unnoticeable in rapid passages, as the lower tone contains the higher as an "overtone". On the other hand, the interruption lower octave would have a most disturbing effect.

Example 5.

Organ.

Pianoforte.

Example 6.

Organ.

Pianoforte.

not so good:

(Tausig)

e. Bass accompaniment (example of dividing parts between r. and l. hand).

Example 7

Lentamente.

Organ.

Pianoforte.

pp

ten.

U.S.W. etc.

U.S.W. etc.

II. Simple doubling of the Manual-parts. (The taste of the transcriber, or the requirements of the musical situation, will decide whether the octave-doubling shall take place above or below. The doubling in the higher octave, however, should be regarded as the norm—imitating a 4-foot stop.)

Example 8.

Organ. (Fantasia) Très vite ment.

Pianoforte.

Anticipation and after-striking of both hands in simulated octaves.

Example 9.

Organ. Presto.

Pianoforte. *f quasi legato*

Also compare the first 5 measures of the E-minor Prelude in App. II to Volume I.

b. In two parts.

Example 10.

Example 11.

Organ. (Manuals.)

Pianoforte. *legato*

When both parts are in parallel octaves (see next Ex.), the lower part is already doubled in unison with the higher; we therefore have only to add a third real octave-part.

Example 12.

Organ.
(Manuals.)

Correct Transcription.

legato

Free (pianistic) transcription by Tausig.

Simulated (interrupted) octave-doubling of passages in sixths (chords).

Example 13.

Organ.
(Manuals.)

Pianoforte. 1st Version.

Pianoforte. 2^d Version.

Tausig's Version.

(Free treatment of the intervals, and neglect of the organ-tone.)

If possible, avoid writing octave-passages for one hand alone in these two-part manual-doublings (more especially in the soprano or inner parts). Their purely pianistic character, and the impossibility of obtaining a perfect legato, are the reasons for the avoidance.

Example 14.

Organ.
(Manuals.)

Incorrect transcription.

Correct transcription.

Example 15.

Organ.
(Manuals.)

Pianoforte.

Detailed description: This musical score for Example 15 is in G major and 3/4 time. The Organ (Manuals) part consists of a single melodic line with some grace notes. The Pianoforte part is a three-part setting with a treble and bass staff. The bass staff has a '3' marking under the first measure, indicating a triplet. The music features a mix of eighth and sixteenth notes, with some slurs and accents.

Example 16.

Organ.
(Manuals.)

Pianoforte.

Detailed description: This musical score for Example 16 is in E minor and 4/4 time. The Organ (Manuals) part has a melodic line with some slurs. The Pianoforte part is a three-part setting with a treble and bass staff. The music features a mix of eighth and sixteenth notes, with some slurs and accents.

In many *piano* passages, the doubling of the lowest part may be omitted. The first overtone is sufficiently prominent to cause the illusory effect of an actual octave. In the following example, this method is especially justified by the staccato character of the bass.

Example 17

Organ.
(Manuals.)

Pianoforte.

Detailed description: This musical score for Example 17 is in E minor and 4/4 time. The Organ (Manuals) part has a melodic line with some slurs. The Pianoforte part is a three-part setting with a treble and bass staff. The bass part is marked 'legato'. There are 'u. s. w. etc.' markings in the right hand of both parts. The music features a mix of eighth and sixteenth notes, with some slurs and accents.

(the after-striking *a* in the r. h. represents the doubling of the inner part)
Also compare the 3-part passage towards the close of the E minor Fugue in Appendix II to Vol I.

Example 18.

Organ.
(Manuals.)

Pianoforte.

Detailed description: This musical score for Example 18 is in G major and 3/4 time. The Organ (Manuals) part has a melodic line with some slurs. The Pianoforte part is a three-part setting with a treble and bass staff. The bass part is marked 'ten.'. There is an '8' marking above the first measure of the Pianoforte part. The music features a mix of eighth and sixteenth notes, with some slurs and accents.

(the after-striking "a" in the r. h. represents the doubling of the inner part)

(Tausig)

III. Doubling in the Octave of all Pedal- and Manual-parts. (Seldom practicable throughout. To render it possible, the doubling must alternate between the lower and the higher octaves.)

a. The manual-parts doubled in the lower octaves.

Example 19.

Organ.

Pianoforte.

tranquillo
dolce legato

This musical score for Example 19 is in 3/4 time and features a key signature of two flats. It consists of two systems. The first system is for the Organ, with three staves: the top staff contains the manual part, the middle staff contains the manual part doubled in the lower octave, and the bottom staff contains the pedal part. The second system is for the Pianoforte, also with three staves: the top staff contains the manual part, the middle staff contains the manual part doubled in the lower octave, and the bottom staff contains the pedal part. The manual parts are marked with the tempo *tranquillo* and the articulation *dolce legato*.

b. The manual-parts doubled in the higher octave.

Example 20.

Organ.

Pianoforte.

l. h.
l. h.

This musical score for Example 20 is in 3/4 time and features a key signature of two flats. It consists of two systems. The first system is for the Organ, with three staves: the top staff contains the manual part, the middle staff contains the manual part doubled in the higher octave, and the bottom staff contains the pedal part. The second system is for the Pianoforte, also with three staves: the top staff contains the manual part, the middle staff contains the manual part doubled in the higher octave, and the bottom staff contains the pedal part. The manual parts are marked with the tempo *l. h.* (lento).

c. The manual-parts doubled partly in the higher, partly in the lower octave.

Example 21.

Organ.

Pianoforte.

d. In simulated octave-doubling throughout.

Example 22.

Example 23.

Organ.

Pianoforte.

IV. The tripling in Octaves of any part is commonly employed only in unison passages. It is hardly practicable with more than one part. True, passages in thirds or sixths ("two-part") can be executed in triple octaves ("six parts"); but the character of pianistic bravura is then altogether too marked. (For tripling 3-part passages, compare Section 3 of this Appendix.) In this sort of transcription it is advisable to add a lower and a higher octave to the original part. In the case of pedal solos, two lower octaves may be added (16-foot and 32-foot stops).

a. Pedal-part, in triple octaves throughout.

Example 24.

b. Pedal-part in triple octaves divided between the hands (legato effect).

Example 25.

c. Pedal-part in anticipating and after-striking octaves (imitation of pedal-technic).

Example 26.

Example 27.

Example 28.

Example 29

Organ (Pedal.)

Correct Execution:

More practical execution:

Musical notation for Example 29. It consists of two systems of staves. The first system shows a bass staff labeled 'Organ (Pedal.)' and a grand staff (treble and bass). The second system shows a grand staff with two different execution methods: 'Correct Execution' and 'More practical execution'. The notation includes various rhythmic patterns and fingerings.

Pedal-examples b and c may also be transferred to manual-parts, d, Manual-part, in simulated triple octaves (legato).

Example 30.

Musical notation for Example 30. It features a grand staff with a top staff labeled 'Manual' and a bottom grand staff. The notation includes complex rhythmic patterns and fingerings, with some notes marked with '+' signs.

Example 31.

Organ (Manuals.)

Tausig's transcription (very free).

Variant by the ed.

Musical notation for Example 31. It consists of several systems of staves. The top system is labeled 'Organ (Manuals.)'. Below it is 'Tausig's transcription (very free)'. The bottom system is labeled 'Variant by the ed.'. The notation includes complex rhythmic patterns, fingerings, and a 'legato' marking. A question mark (?) is present in the middle system.

e. At an interval of two octaves; single manual-part. By reason of the acoustic laws already mentioned, the omission of the middle octave will not cause an empty effect. This mode of notation, which must be classed among the "triplings", is really extremely well adapted for rapid running passages. To quiet *piano* movements it lends a peculiar tone-color, which may be happily utilized in Registration (*q. v.*)

Example 32.

Organ (Manual.)
 Velocemente.
 f legato

f. At an interval of two octaves; two manual-parts.

Example 33.

Organ.
 Pianoforte.
 mf
 strike and hold.

Example 34.

Organ (Manual.)
 Pianoforte. (Tausig.)
 Maestoso.

g. Combination of d and e.

Organ (Manual)
 Piano.

h. Other combinations.

Example 36.

Organ.
 Pianoforte.
 ff
 Maestoso.

Example 37.

Organ.
 Piano.
 marcatiss.
 Maestoso.

N. B. (Pedalton nachschlagend) N. B. (Pedal-toye belated.)

i. Attempt at tripling all parts (not to be recommended).

Example 38.

Organ

Pianoforte.

V. Doubling of one manual-part, the rest remaining unchanged.

Though it seems best, in general, to apply any attempted doubling to all the parts equally as far as possible, the leading part may occasionally be doubled alone, for the sake of emphasizing the theme.

a. Doubled Soprano.

Example 39.

Organ

(Manuals.)

Pianoforte.

dolce

legato

b. Doubled Alto.

Example 40.

Organ.

Pianoforte.

c. Doubled Tenor.

Example 41.

Organ.

Pianoforte.

d. Doubled Bass (later doubled Alto.)

Example 42.

Organ
(Manuals.)

Pianoforte.

2. Registration.

In the registration of an organ-piece the transcriber should, first of all, consider the usages of organ-playing and the well-grounded traditions of organists. His decision as to how far he shall follow them, and what shall be substituted for anything he may reject, constitutes precisely the artistic and reflective side of his task. He must compare the tone-material of the piano with that of the organ, and arrive at a compromise between the effect demanded and the means at his disposal.

The fundamental contrasts in the organ-registers may be thus classified:

Simple foundation-stops — Mutation-stops
Flue-stops (Flute-work) — Reed-stops

We shall not attempt an enumeration of the intermediate gradations and combinations, whose possibilities are wellnigh infinite.

The transcriber should consider whether darker or lighter, stronger or weaker, milder or sharper tone-effects are to be chosen; whether doublings are to be employed, and, if so, what kind; the position — high or low, dispersed or close; how the pedals are to be used; exactly what dynamic signs are needed. He should provide for diversity in his combinations of doublings and style of writing, seeking variety and contrast.

The fundamental requirements are Organ-effect, Observance of the Organ-style, and Playability; these must be adhered to under all conditions.

If any one rule is to be observed (it is not the editor's intention to pose as a law-giver), let it be this: To refrain from doublings in the Exposition of the fugue, and likewise generally in the Episodes, and gradually to cumulate the dynamic effects towards the close. By this means will be realized that continuous intensification which is in general — in the editor's opinion — suited to this species of composition.

The change of registers — the increase and decrease in fullness — should take place in sharply marked gradations, abruptly ("in terrace-form"), without petty dynamic transitions; this style reproduces one of the most characteristic peculiarities of the organ.

In this style of playing — the art of pianoforte-touch — is found an important adjunct to the registration. Compare Section 5 of this Appendix.

Were we to attempt, by the aid of quotations from Bach, to give illustrations of all classes of registration, the result would be either incomplete, or excessive in detail.* We have, therefore constructed one specimen-example, in which a number of possible shadings can be displayed. These latter are tabulated by themselves.

*) The editor, in his transcriptions of the Preludes and Fugues in D, E \flat , and E minor, has devoted much care to the registration, and begs to call attention to them as a series of examples in point. His piano-transcription of Bach's Chaconne for violin may also be added to this series, inasmuch as the editor has, in both cases, treated the tonal effects from the standpoint of organ-tone. This procedure, which has been variously attacked, was justified, firstly, by the breadth of conception, which is not fully displayed by the violin; and, secondly, by the example set by Bach himself in the transcription for organ of his own violin-fugue in G minor. On this head Griepenkerl remarks: "It is important to observe, that the Fugue by J. S. Bach was, in all probability, originally written for violin. In this form it is found among the well-known six sonatas for solo violin, and in the key of G minor; whereas it had to be transposed for organ to D minor, for the sake of effect and of ease in execution. The Prelude is an entirely different one, and in the Fugue all passages peculiar to violin-technic have been altered to suit the organ-keyboard; aside from these deviations, however, the resemblance is extremely great".

Example 43.

Organ.

1. *2. Same, an octave higher.*

3. *4. & 5. Same, 1 octave, or 2 octaves, higher.*

6.

7.

8.

9.

10. *11. & 12. Same, an octave higher, or an octave lower.*

13. *14. Same, an octave higher.*

15. *16. Same, an octave higher.*

Complete each of these examples by a contrasting transcription of the after-phrase.

Each of these 16 examples in registration, may be multiplied by other variants, different dynamic marking (*p-mf-f*), or by occasional use of the soft pedal.

3. Additions, Omissions, Liberties.

I. Additions.

Fillings, or completion of the harmony, occur for the following reasons: To obtain greater fullness of tone; where two parts are too far apart; for cumulative effects, and climaxes; as a substitute for doublings, when the latter are impracticable of execution; to enrich the piano-effect; etc., etc. They are usually harmonic or figurative; seldom of a contrapuntal, melodic, or in any way independent nature. The natural introduction of additions, without violating the style, is a touchstone of the transcriber's taste.

Example 44.

Example 45.

Organ.

Pianoforte.

The image displays two musical examples, 44 and 45, each consisting of two systems of staves. The first system in each example is labeled 'Organ' and the second is labeled 'Pianoforte'. Example 44 shows the Organ part with a melodic line and the Pianoforte part with a rhythmic accompaniment. Example 45 shows similar parts but with more complex rhythmic patterns and some additional notes in the Organ part.

Example 46.

Example 46 consists of two systems of staves. The first system is labeled 'Organ' and the second is labeled 'Pianoforte'. The Organ part features a melodic line with various ornaments and dynamic markings like *ff* and *mf*. The Pianoforte part has a complex rhythmic accompaniment with many sixteenth notes. There are also some markings like *rit.* and *dim.* at the bottom of the Pianoforte part.

Example 47.

Organ.

Pianoforte.

non legato

Example 47 consists of two systems of staves. The first system is labeled 'Organ' and the second is labeled 'Pianoforte'. The Organ part has a melodic line with some ornaments. The Pianoforte part has a rhythmic accompaniment with a *non legato* marking. There are also some dynamic markings like *mf* and *f*.

Example 48.

(Manuals.)
Organ.

(Pedal.)

Pianoforte.
(Tausig.)

Example 49.

Organ (Manuals.)

Pianoforte.
(Tausig.)

N.B. (rhythmic addition)

Example 50.

Organ (Manuals.)

Pianoforte.
(Tausig.)

ff (?)

Example 51.

Organ (Manuals.)

Pianoforte.

r.H. 4 5 8 5 2

l.H.
con Pedale

Pedal.

Example 52.

Organ (Manuals.)

Pianoforte.

mf

Example 53.

Organ.

Pianoforte.

ff con Ped.

(solo) zusammen

The musical score for Example 53 is presented in two systems. The upper system is for the Organ, and the lower system is for the Pianoforte. The Pianoforte part begins with a dynamic marking of *ff con Ped.* and includes a section marked *(solo) zusammen*. The score is in 3/8 time and features complex rhythmic patterns and fingerings. The Organ part consists of a single melodic line. The Pianoforte part consists of two staves, with the right hand playing a complex rhythmic pattern and the left hand providing a harmonic accompaniment. The score includes various musical notations such as notes, rests, and dynamic markings.

II. Omissions.

Hiatuses in part-progression, incomplete doublings, inexact reproduction of the positions of chords, and belated or anticipated entrances, necessarily arise:— From the limited stretching capacity of the hands; or from facilitations in playing; or where there are too many parts. Frequently only a single tone is omitted, transposed into the octave, or replaced by some other harmonic interval. With careful treatment, the effect of such omissions is not very disturbing, except in the part having the theme, which part should, therefore, be spared wherever possible.

Example 54. Example 55. Example 56.

Organ.

Pianoforte.

Example 54 shows Organ and Pianoforte parts with various omissions. Example 55 shows Organ and Pianoforte parts with omissions. Example 56 shows Organ and Pianoforte parts with omissions.

Example 57

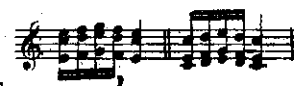
a)

b)

Example 57 shows two variations (a and b) of a piece with complex fingering and omissions.

Under this head we also reckon those one-sided, but useful, doublings of runs in thirds and sixths, which can be executed with one hand:

Also the occasionally unavoidable omission of appoggiaturas, mordents, and other ornaments.



Example 58.

Example 59.

Example 60.

* Compare Note on the "Sustaining-pedal", p. 84.

III. Liberties.

Free arrangements are, in view of some irreconcilable diversities in the two instruments, not inadmissible. They may be of a technical or of a formal nature: "Technical", when they consist in an extension of the passages, or an alteration of certain figures and rhythms; "formal", when they occasion harmonic, contrapuntal, thematic,* or other modifications of the musical structure. Of such liberties the Preludes and Fugues in D and E \flat (as transcribed by the editor) contain three examples, of which, in turn, three subclasses might be distinguished:

1. In the E \flat Prelude, a skip of 18 measures previously heard;
2. An harmonic suspension (instead of a full close) at the end of the same Prelude, followed by a cadence-like transition to the Fugue;
3. In the D major Fugue, an added "Coda", faithfully imitated from an Episode in the Prelude. (Compare the above-mentioned passages in the published works.)

Illustrations of the first kind.

Example 61.

Manual.
Pedal.
(Tausig.)

Example 62.

a.) b.)
(Adagio.)
ff
NB.

Example 63.

Organ-
Pedal.
Piano.
Left hand. (Liszt)
rinforzando

Example 64.

* In Bach we repeatedly meet with the theme taken up in simplified form by the pedal; e. g.:

instead of:

Illustration of the second kind. (The reason for choosing this form is, to give the theme the greatest emphasis at the culminating point of the Fugue.)

Example 65.

Organ.

Exact piano-transcription.
(Tausig.)

Free piano-transcription.

Illustrations of both kinds.

Example 66.

Organ.

Pianoforte.

Presto. *)

*) "The embellished cadences are like a bit of improvisation. They are executed at the close of a piece, without strict adherence to the tempo".

4. Use of the Piano-pedals.

(a) The Damper-pedal (loud pedal).

Do not believe in the legendary tradition, that Bach must be played without pedal.*

While the pedal is sometimes necessary in Bach's piano-works, it is absolutely essential in these transcribed organ-pieces. True, in the piano-works the inaudible use of the pedal is the only proper one. By this we mean the employment of the pedal for binding two successive single tones or chords, for emphasizing a suspension; for sustaining a single part, etc.; a manner of treatment by which no specific pedal-effect is brought out. Indispensable in the legato polyphonic style, its employment is also fully justifiable where the instruction "*senza pedale*" is generally observed; the pedal being, as it were, a substitute for a missing finger.

(That the *disuse* of the pedal is often its best use, is a saying applicable not only to Bach-playing, but likewise to piano-playing in general.)

Wherever possible, sustain the tones with the hands rather than with the pedal.

Sweeping pedal-effects in a pianistic sense are foreign to the style.

Where chords (solid or broken) are taken with the pedal, lift the hands simultaneously with the pedal. A vaguely prolonged sound is contrary to the nature of the organ.

In passages intended to imitate magnificent "full organ" effects, the pedal is indispensable. The raised dampers produce no ill effect with passing- and changing-notes, and the like. Consider, that the mixtures opened with the full organ contain the fifth and octave, or even the third and seventh, of every tone struck. An approximate imitation of these tone-blendings (tone-tangles) can be obtained, on the piano, only by using the pedal.

Example 67.

Adagio.

Example 68.

Example 69.

* It is kept alive by people who also demand that Bach should be played only on the spinet or clavichord. These are the same persons who irritably asseverate, that much playing of Liszt injures a pianist; that Beethoven's power of invention, in his third period, was enfeebled by age; that chromatic trumpets are unmusical instruments;— all debatable opinions, which we intentionally refrain from contradicting, as the aim of this work is neither controversial nor to provoke controversy.

Example 70.

Example 71.

Example 70: *ff* Ped. * Ped. * Ped. * Ped. * Ped. * Ped. *
 Example 71: *p* *pp* Ped. * Ped. * U. S. W. etc.

(For the use of the damper-Pedal, compare (in general) Liszt's transcription of the G minor Fantasia.)

(b) The soft pedal.

Touching the soft, or left, pedal (marked "una corda" or "u. c.") let us say at the outset, that it may be used not only for the last gradations of "pianissimo", but also in "mezzo forte" and all the intermediate dynamic shadings. The case may even occur, that some passages are played more softly without the soft pedal than others with it. The effect intended here is not softness of tone, but the peculiar quality of tone obtained. (Compare "Registration".)

Example 72.

Adagio.

Example 72: *p senza Pedale* *pp* *mp* *p*
 II. Ped. u. c. * senza Ped. II. Ped. u. c.

Example 73.

poco legato

Example 73: *p* *f tenuto* *p* *f* *p*
 II. Ped. u. c. * Ped. Ped. Ped. Ped. II. Ped. u. c.

Example 74.

Example 74: *f* *mf* *piu tenuto* *p* *f* *mf* *p*
 II. Ped. u. c. * II. Ped. u. c.

Example 75.

Moderato maestoso.
ten.

tre corde

una corda

Example 75: *mf* *p* *f* *mf* *p*
 II. Ped. u. c. * II. Ped. u. c.

(Compare the Coda to the editor's transcr. of the D major Prelude, and the E minor Fugue in App. II to Vol. I.)

The entrance of the organ-pedal-part in the exposition of a fugue may, as a rule, be advantageously supported by the soft pedal. The exposition as a whole, and also the episodes, are usually benefitted by the soft pedal. (Compare the Fugue in E \flat = C.) The editor plays, for instance, the repetition of the secondary theme (beginning in F minor) in the G minor Fantasia, with soft pedal and in the evenest "piano" up to the semicadence in G minor (i.e., 6 full measures)

(c) The Sustaining-pedal.

Many modern instruments are furnished with a pedal, by the aid of which single tones may be sustained (their dampers lifted from the strings) while all the rest of the keyboard is playing "*senza pedale*". In order to effect this, the sustaining-pedal is pressed down just after the notes to be sustained are struck audibly or inaudibly; and they sound as long as the pedal is held, and with greater purity of tone than with the ordinary loud pedal, because the other strings cannot vibrate with them. The loud pedal can be employed at pleasure while the sustaining-pedal is held, as it does not interfere with the action of the latter. In playing any figure containing the tones held by the sustaining-pedal, their sound is reinforced and prolonged with each repetition; when they are repeated at regular intervals of time, their tone is indefinitely prolonged.

(Notes for the sustaining-pedal are square.)

Example 76.

Example 77.

Example 78.

Real organ-effects can be obtained only by the combined action of the three pedals.

As might be supposed, the editor has not succeeded in discovering all the hidden possibilities of the sustaining-pedal; the following illustrations will show the results of his investigations hitherto.

Example 79.

U. S. W.
etc.

Example 80.

Adagio. *Sust.-ped. and loud Pedal.*

III. Ped.
Sust.-pedal continually held with left foot.

Example 81.

ff III. Ped. *Sust.-ped.*

energeticamente
ff

Pedal markings: Ped. * Ped. * Ped. * Ped. * Ped. * Ped. * Ped. *

Example 82.

Sust.-ped. and soft pedal.

p *una corda* *Sust.-ped. with right foot.*
mf III. Ped.

u. s. w. etc.
(Liszt)

Example 83.

Grave. *mf* *espress.*

II. Ped. u. c. * II. Ped. u. c. *

(Liszt)

Example 84.

Adagio. *Sust.-ped. (r. foot)*

Sust. ped. p III. Ped.
una corda pp

Example 85.

3 Pedale. *ten.*

ff Ped. * *ten.* Fuga. *p* *una corda*

Sust.-ped. Also see Ex. 91.

Andante sostenuto.

Musical score for Example 86, featuring piano accompaniment. The score is in 3/4 time and consists of four measures. The upper staff is marked *p dolce* and *III. Ped. Sust.-ped.*. The lower staff is marked *una corda*. The music features a steady eighth-note accompaniment in the right hand and a more active bass line in the left hand.

Example 87.

Musical score for Example 87, featuring piano accompaniment. The score is in 3/4 time and consists of four measures. The upper staff is marked *Andante* and *dolciss.*. The lower staff is marked *dolce una corda* and *III. Ped. Sust.-ped.*. The music features a steady eighth-note accompaniment in the right hand and a more active bass line in the left hand.

Example 88.

Musical score for Example 88, featuring piano accompaniment. The score is in 4/4 time and consists of five measures. The upper staff is marked *fz* and *f*. The lower staff is marked *fz*. The music features a steady eighth-note accompaniment in the right hand and a more active bass line in the left hand.

Example 89.

Musical score for Example 89, featuring piano accompaniment. The score is in 3/4 time and consists of four measures. The upper staff is marked *mf* and *senza ped.*. The lower staff is marked *p*. The music features a steady eighth-note accompaniment in the right hand and a more active bass line in the left hand.

Example 90.

Musical score for Example 90, featuring piano accompaniment. The score is in 3/4 time and consists of four measures. The upper staff is marked *f*. The lower staff is marked *f*. The music features a steady eighth-note accompaniment in the right hand and a more active bass line in the left hand.

5. Interpretation (style of playing).

Let the interpretation be on broad lines, full and firm, and rather hard than too tender.

"Elegant" nuances, such as a sentimental swell of the phrases, a coquettish hastening and retarding, excessively light staccato, over-flexible legato, over-employment of the pedal, and the like, are bad habits wherever they occur; in Bach-playing, they are offensive mistakes. On the other hand, a certain elasticity in the tempo, when applied on a large scale, lends to the interpretation that trait of freedom which characterizes every artistic performance;— for instance, Bach's organ-fantasias ought not to be played from beginning to end with stiff metronomic precision.

The study of touch* is of the first importance for our purpose. The student is required to acquire as complete a scale of dynamic gradations as possible, with the ability to maintain unimpeachable evenness in each gradation. More especially in the soft registers (which call for great variety of shading), a dull and rigid monotony of tone is demanded.

In the organ, the pipes belonging to one and the same registers are "equalized" with the utmost care; any tone even a very little louder than the rest would fairly scream in comparison.

When any part, on the piano, is to be rendered more prominent than the others (theme, imitation), let this contrasting register — like a solo-stop on the organ — be likewise, and in all its tones, perfectly smooth and even in quality.

One advantage which the piano has over the organ is, the ability to render prominent (accent) one tone above the general level; and it would be foolish not to utilize this advantage where its use is musically justifiable. The melodic episodes, too, should breathe inspiration and feeling, and powerful intensifications should pulse and vibrate with life.

Be specially careful to strike all the tones of a (solid) chord together. Arpeggios, or the hasty anticipation of the bass, are of very doubtful taste; firstly, because contrary to the character of the organ; secondly, because they produce the effect of over-exertion. Moreover, such basses lack the necessary weight. For these faults the transcriptions themselves are usually answerable; it is the editor's business to forestall such awkward difficulties.

Example 91.

The score for Example 91 is presented in three systems, each with two staves (treble and bass clef). The first system is labeled "Organ." and shows a melodic line in the treble clef and a supporting bass line in the bass clef. The second system is labeled "Pianoforte. (not good)" and shows the same piece on a piano, but with a more fragmented and less unified sound. The third system is labeled "better." and shows the piece on a piano with the tempo marking "Adagio molto." and includes some performance annotations like "1 2" and "79ed.".

Example 92.

The score for Example 92 consists of two systems, each with two staves. The top system is a piano transcription of a piece, with the name "(Liszt)" written at the end. The bottom system is labeled "ossia" and "not so good." and shows an alternative transcription of the same piece, which appears less fluid and more technically demanding.

* On the organ, the performer must skilfully select his registers; on the piano, they must arise under his very fingers.

Example 93.

Organ.

not good.

better.

still better.

Pianoforte-transcription.

(Also comp. numerous examples in the transcr. of the Eb Prelude and Fugue.)

Another help in imitating the organ, is the inaudible repetition of sustained tones in passages like that shown below:

Example 94.

Adagio.

sempre una corda.

Molto lentamente

Pedal und
Pedal and una corda together.

Execution of the inner part. (silent)

Example 96.

Allegro.

ff

pp

p

una corda

Execution: (silent)

(More on Interpretation in the chapters on *Registration* and *Use of the Pedals*.)

6. Supplementary.

Higher demands are made by the transcription of certain kinds of organ-pieces which cannot be thoroughly mastered by one player on the piano (taking into consideration the necessary doublings) because of their too intricate polyphony, or which, because intended for two manuals, present other insuperable difficulties in practice. In either case, the problem of transcription may be solved by arranging them for two pianos.* (Also compare the Variant to Fugue XV.)

Example 97.

Organ.

Pianoforte I

Pianoforte II.

f legato

f

*) Bach himself, for similar reasons, once took refuge in this expedient; it was in the two fugues before the last, in his contrapuntal bequest "The art of Fugue"

This page of musical notation is for a piano piece, page 184. It consists of six systems of staves, each system containing a grand staff (treble and bass clefs) and a single bass clef staff. The music is written in a key signature of two flats (B-flat and E-flat) and a 3/4 time signature. The notation is highly technical, featuring intricate rhythmic patterns, including sixteenth and thirty-second notes, and complex chordal textures. Dynamic markings include *ff* (fortissimo) and *fz* (forzando). Fingering numbers (1-5) are placed above notes to indicate fingerings. The piece concludes with a double bar line and the word *Red.* written below the staff.

Example 98.

Allegro (sostenuto.)
Chotr org.

Organ.

Pianoforte I.

una coraa
pp

Ped.

Pianoforte II.

mf molto tenuto

The chords with soft pedal. (very gently).

Ped.

Our problem is presented in a wholly different aspect when we have to metamorphose an organ-piece, by transcription for piano, wholly into the style and character of a piano-piece—actually to translate it into the language of the piano. Just as in the case of “orchestration,” our success will now be the greater, the less the nature of the pianoforte is disowned, and the closer the musical thoughts are made to conform to it: they should not be simply translated, but re-poetized.

All the resources of the instrument are to be utilized where they can enhance the effect; the freedom of transcription gains wider limits, becoming wellnigh unlimited when—as in the following model examples—the transcriber works with his own compositions.*)

Example 99.

Organ.

The musical score for Example 99 is presented in three systems. The first system is labeled "Organ." and features three staves. The top two staves (treble and bass clef) contain dense, flowing melodic lines with many notes, while the bottom staff (bass clef) contains a simpler, more rhythmic accompaniment. Above the first staff, the instruction "All notes held." is written. The second system continues the organ texture, with the top two staves showing more complex melodic patterns and the bottom staff providing a steady accompaniment. A "Trillo" (trill) is indicated in the bottom staff of this system. The third system shows a further stage of transcription, with the top two staves becoming more sparse and the bottom staff featuring a prominent trill.

*) From this standpoint the editor has attempted a transcription of Liszt's Fantasia and Fugue on the chorale in Meyerbeer's *Prophet*.

Pianoforte

sempre ff e presto

The first system of the musical score consists of two staves. The upper staff is in treble clef and contains a melodic line with various notes, including some with accidentals (sharps and naturals). Fingerings are indicated by numbers 1-5. The lower staff is in bass clef and contains a bass line with chords and single notes. The key signature has two sharps (F# and C#). The tempo and dynamics are marked as *sempre ff e presto*.

The second system continues the musical piece with two staves. The upper staff has a melodic line with some notes marked with an 'A' above them. The lower staff has a bass line with chords. The key signature remains two sharps.

The third system continues the musical piece with two staves. The upper staff has a melodic line with notes marked with an 'A' above them. The lower staff has a bass line with chords. The key signature remains two sharps.

The fourth system features a section marked *fff Trillo* and *(ben in tempo)*. The upper staff has a melodic line with notes marked with a '12' above them. The lower staff has a bass line with chords, some marked with a '12' below them. The key signature remains two sharps.

The fifth system continues the musical piece with two staves. The upper staff has a melodic line with notes marked with a '6' above them. The lower staff has a bass line with chords, some marked with a '6' below them. The key signature remains two sharps. The system ends with a *ff* dynamic marking.

F. Liszt.

Example 100.

Organ.

The first system of musical notation for Example 100 consists of three staves. The top staff is a treble clef with a melodic line. The middle and bottom staves are a grand staff (treble and bass clefs) providing accompaniment. Dynamic markings include *pp* (pianissimo) in the top staff and the middle staff.

The second system continues the organ accompaniment. It includes the lyrics *poco a poco* above the top staff and *cre* above the middle staff. The notation features flowing melodic lines and accompaniment.

The third system includes the lyrics *scen do* below the bottom staff and *Full organ* above the top staff. The music features a more complex texture with multiple voices in the organ part.

The fourth system features the lyrics *tenuto* above the top staff and *ten.* above the middle staff. The accompaniment becomes more rhythmic and dense.

The fifth system continues with the lyrics *ten.* above the top staff and *ten.* above the middle staff. The organ part is highly rhythmic and active.

The sixth system concludes the piece with a final flourish in the organ part, featuring a variety of rhythmic patterns and chordal textures.

Quasi Allegro moderato.

Pianoforte.

pp *tranquillo* *sotto voce gemendo*

sempre pp *poco a poco cresc.*

e un poco acceler. il tempo *f marc.*

sempre più agitato e cresc. *rinforz.*

stringendo

marcatissimo

più rinforzando

F. Liszt.

As acceptable tasks of considerable magnitude, we recommend for transcription Bach's Toccata in F, the Toccata e Fuga in C, the Fantasia in G, and, for a 4-hand arrangement for two pianos, the Passacaglia.

Pieces from which the preceding
Examples are quoted:

Numbers:

Organ-works.	Bach's E \flat major Prelude & Fugue	2. 3. 5. 11. 16. 17. 21. 40. 42. 44. 45. 46. 52. 55. 56. 57. 68. 74. 75. 85.
	" D major Prelude & Fugue	4. 10. 15. 24. 33. 41. 47. 51. 69. 70. 71. 73. 79. 80. 94.
	" D minor Toccata & Fugue	6. 9. 12. 13. 18. 31. 34. 48. 49. 50. 54. 61. 62. 64. 65.
	" Passacaglia	1. 19. 20. 38. 39. 93. 97.
	" Fantasia in G major	7. 8. 30.
	" Toccata in F major	22. 23. 26. 53. 58. 59. 81.
	" Toccata & Fugue in C major	14. 25. 28. 35. 36. 37.
	" Fantasia & Fugue in G minor	63. 83. 92.
	" Fugue (Violin-fugue) in D minor	66. 91.
	" Prelude in A minor	82.
	" Toccata ("Doric") in D minor	60.
	" Prelude in G minor	32.
	" Prelude in E minor	29.
	" 2nd Concerto in A minor (acc. to Vivaldi)	98.
" Chaconne	72.	
	Beethoven's 4th Symphony	84.
	Liszt's Fugue on the Name "BACH"	99.
	Liszt's Variations on "WEINEN & KLAGEN"	100.
	(on a Motive by Bach)	

Original

27. 43. 67. 76. 77. 78. 86. 87. 88. 89. 90. 95. 96.

Second Appendix to Volume I.

Prelude and Fugue.

(Example of transcription from the organ for the pianoforte.)

Organ. (Original)

Musical score for Organ (Original) in G major, 3/4 time. It consists of three staves: a treble staff with a melodic line, and two bass staves with accompaniment. The notation includes various rhythmic values and accidentals.

Pianoforte. Transcription.

Moderato deciso.
non legato (sotto)

mf

ma tenutamente (sopra)

or:

Musical score for Pianoforte Transcription. It features a treble staff with a melodic line and a bass staff with accompaniment. The tempo is 'Moderato deciso' and 'non legato'. The dynamic is 'mf'. There are performance instructions like '(sotto)', '(sopra)', and 'ma tenutamente'. An alternative bass line is provided with the instruction 'or:'.

Musical score system with a treble staff and two bass staves. The notation includes various rhythmic values and accidentals.

non allegro.

ten. *ten.* *ten.* *ten.*

l. H.

or:

Musical score system with a treble staff and two bass staves. The tempo is 'non allegro'. There are performance instructions like 'l. H.' and 'ten.'. An alternative bass line is provided with the instruction 'or:'.

Musical score system with a treble staff and two bass staves. The notation includes various rhythmic values and accidentals.

pesante *ten.* *sosten.*

r. H. *l. H.*

or:

Musical score system with a treble staff and two bass staves. The tempo is 'pesante'. There are performance instructions like 'ten.', 'sosten.', 'r. H.', and 'l. H.'. An alternative bass line is provided with the instruction 'or:'.

System 1: Treble and bass clefs. The treble staff contains a melodic line with various ornaments and slurs. The bass staff provides harmonic support with chords and moving lines. The key signature has one sharp (F#).

System 2: Continuation of the musical score. The treble staff features a more active melodic line with slurs and ornaments. The bass staff continues with harmonic accompaniment.

System 3: Includes performance markings such as *f*, *p tenuto*, *non legato*, *più f*, and *ff*. The treble staff has a melodic line with slurs and ornaments. The bass staff has a more rhythmic accompaniment. A section of the treble staff is marked *8a 8a 8a*. The bass staff has a section marked *2323*.

System 4: Continuation of the musical score. The treble staff has a melodic line with slurs and ornaments. The bass staff continues with harmonic accompaniment.

System 5: Includes performance markings such as *8a*, *non leg.*, and *L.H.*. The treble staff has a melodic line with slurs and ornaments. The bass staff continues with harmonic accompaniment.

Sust. Ped.

Andante tranquillo.

With the rigid dynamic evenness of an organ - register.

Con la rigida eguaglianza dinamica d'un registro d'organo.

una corda.

legato possibile

sempre dolce

morbidissimo

Red.

ten. ten. ten.

pp

dolciss.

ppp subito

ppp subito

This Fugue should sound as if played without pedal.

Limit the use of the pedal to binding tones difficult of connection, and to prolonging tones which cannot be sustained by the hand; the time-value must in no case be lengthened or abbreviated.

Third Appendix to Volume I.

Analytical exposition of the Fugue in Beethoven's Sonata, Op. 106. N. B.

1st Part: A. - Exposition.

N. B. We should not regard the study of the piano-fugue (which is, in fact, the chief aim of the Well-tempered Clavichord) as completely concluded, without a mention of the climax of all piano-fugue composition, the last movement of Beethoven's opus 106 — a work of elementary power.

By the illumination of its formal structure, light is also thrown on its conception; nothing in this fugue is so obscure and turbid as to explain its undeniable unpopularity. (We should rather ascribe it to the immanent feeling of unrest — the lack of pleasurable ease.)

Only frequent and finished performance, and the provision of a complete view of Beethoven's intellectual procedure, can make head against, and possibly overcome, this unpopularity. The editor has tried both ways, in order to lift this piece, decried as "ugly and unpianistic" but really masterful and full of genius, to its rightful place before the public. In this he has merely followed Hans von Bülow, whose model edition of this Fugue is supplemented here in one direction.

(1) The theme comprises only 6 measures. Of this we furnish two proofs: (1) In the course of the Fugue, the theme is never exactly reproduced beyond the sixth measure; (2) the "canon canerizans" in the third part, begins the theme with the sixth measure.

Theme

Theme has 3 motives:

Motive A. Motive B. Motive C.

Motive C can be subdivided thus:

Motive c, 1. c, 2. c, 3.

(2) In this Fugue, the movement in sixteenths in itself, without reference to the succession of its intervals, is regarded as thematic. At the same time, a special type of the diatonic passages is retained.

*) (to meas: 17). This is employed in three forms:

C.S.I.
Countersubject II.
Motive a.
Th. *f* *sf*

Episode: Sequence-like imitations of C.S.I.b,2
C.S.II.b. C.S.I.b 2
Motive b. *f*
free extension.

in diminution.
in diminution.
Th.A.

Free form of Th.C. 1st Part, B.= second Ex-
Th.A. *f* Theme

position (incomplete) in a remote key.

The rhythm anticipated by one

lept. at the tenth.
free counterpoint.
Th.C, 3
beat.
C.S.I.Motive b.

C.S.I. b, 2 with shifted rhythm.
thematic movem. in 16ths.
Imitation of inner part. Imitation of soprano.

Answer in the Dominant of the foreign key. The rhythm

in dimin.

Th.

C.S.II

in dimin.

C.S.I

belated by one beat.

Contrapuntal inversion of the last two measures.

Six successive imitations of the last measure (modulatory sequence)
(Inversion....)

C.S.I.b.

Th. A *f ben marcato*

Th. A

Imit.

1st independent Episode.
(Divertimento.)

Motive (a)

Motive (b)

Motive (c)

of the Soprano.

dimin.

p

cresc.

Transformat. of

M. (b)

M. (b)

2nd Part. Augmentation.

Counter-subj. I and II in augment., set in one part.

Theme in augmentation (doubled values).
12 measures.

Th. in cpt. at the tenth.

C.S.I. b. Free Imitation of Theme C (extension) C.S.I. b. Frag. Th.

Th. B. Th. B.

C.S.I. b.

of a stretto, in contrary motion and augmentation, between Soprano and Bass. Stretto-like play with thematic motive

(Domi. Answ.)

Th.

(Th. A) in augmentation.

dimin. C.S.I. b. dimin.

C.S.I. b. in original value.

(Idea)

Second independent episode.
(Symmetrical counterpart to 1st Episode.)

p cresc. p cresc.

Sequence of 4 separate measures.

Transformation of ②

Inversion in parts of Sequence; Soprano

and Alto imitating (3-meas.) Extension of 1-meas. sequence-motive to 2 measures. Four repetitions of the same.

Imitation of the preceding 4 beats, and transition.

3rd Part. Canon cancrizans.
New Counter-subject (III.)

1)

matic movem. in 16ths.

Answer in the relative key.

Development with Theme-fragments in the Canon cancrizans.
Th. B. in Canon cancr.

(1) That is, inversion of the succession of the tones, retaining their original time-value and the intervals. E.g.:

(2) F# is both the last note of counter-subject III, and the first of the theme.

(3) This counterpoint, a rhythmic variation of C.S. III, enters before the latter, and thus forms a unique canon.

Sequence. 11 repetitions of a 1-meas. formula.

Th. B. in the contr. motion of the canon canerizans.

Th. B. in the contr. motion of the Original.

cresc.
f hen legato
Th. B. in the cont. mot. of the can. caner.

Th. B. in the canon caner.

Imitatory variants.

Contraction.

free transition (3 meas.)

New counterpoint in

Augm. of last link of counterpoint in the Alto.

Theme in the original form.

Sopr. and Alto. (imitating closely)

N.B.
N.B. Sequence-like progression of 5th thematic measure.

4th Part. Inversion.

Transition.

Theme in Contrary motion.

dolce
cresc.
C.S.II. contr. mot.
C.S.I. contr. mot.

Continuation of the themat. Sequence in the inner part.

(free)

N. B. Meas. 6 of theme is omitted here.

Variation of C.S.I.
in contr. motion.

Imitat. and continuation.

Sequence (3-meas.)

Th. A.

Inversion of the Sequence.

Varied Imitation of the Bass.

Theme in contr. motion in remote key. Parallel passage to 1st Part, B (incomplete). Free continuation.

Imitatory intensification. (2-part.)

Th. A.

(3-part.)

themat. movem. in 16ths.

1) Diminution (of Th. A. to one-half of time-value.)

Free semi-cadence.

(1) Bülow regards the trills as "a triple diminution of the theme." If this were the case, the notes in the *aufakt* would have to be sixteenths. We perceive, consequently, only a simple diminution (the half of the original note-value), and regard the trills as quarter-notes abbreviated by rests. An unabridged presentation of this passage would, therefore, probably be thus:

It was not written so, because of its impracticability on the pianoforte.

5th Part, A. Novation.

New Counter-subject (IV), at first as an independent fugue-theme. (1)

Transition and Modulation.

Idea of the Imitations in Soprano and Alto.

5th Part, B. Double Fugato. (Return to original key.)

a tempo

higher parts in 2/4 time.

Contraction.

(1) A Fughetta in the Fugue; like a theatre on the stage, on which an independent piece is played in connection with, and affecting the plot of, the principal play.

5th Part, C. Stretto in direct and contrary motion.

Theme in direct motion, rhythm belated by 2 beats.

Theme in contrary motion, rhythm belated by one beat.

Th. in contrary motion.

Theme in direct motion.

N.B.

Direct motion.

Sequence (3 meas.)

Inversion.

Free inversion of the Sequence.

Another inversion of the Sequence.

Reentry of Counter-subject I.

thematic.

Inversion of the organ-point Episode.

Imitation of Bass (fragmentary)

(1) The dominant organ-point, which, as a rule, closes the fugue, is here only an alarm-signal preparatory to the appearance of the serious and final organ-point. Though lasting, for the ear, only through four measures, it really extends, for the mind, through twelve measures and two beats — if not even to the commencement of Part VI.

(2) The soprano is set here in two parts; in the fifth measure thereafter the bass is doubled in the octave. Imagine the passage for string-orchestra, the violins *divisi* in places, and the bass part taken by the 'celli and double-basses.

still closer (ascending)

Imit. (Musical notation)

Contracted repetition (descending)

6th Part. Conclusion.*)

Imitation (Sop. and Bass)

(Th.) *tr* C.S.I.

Harmonic torpor.

Suspension

Th. C.S.II.

(Th.)

Idea: (Musical notation)

Theme in direct and contrary motion simultaneously.

cresc. - - - *piu cresc.* - - - *f*

Th. *tr*

C.S.I.

Th.

Three-part stretto of themes A and B.

(Idea: (Musical notation))

Th. *tr*

(Idea: (Musical notation))

*"At this point the so-called stretta begins," says Bülow with a mistaken choice of terms. In *contrapuntal* terminology, with which we now have to do, the *stretta* or *stretto* signifies a "close" leading of the theme in several parts. In the homophonic forms, on the other hand, we do, in point of fact, understand under the term "stretta" that portion of the Coda which, in accelerated tempo and intensified expression, "hastens" toward the close (*stringendo* = hastening, accelerating). The distinction between Coda and Stretta is, for example, very evident in the great *Leonora* overture.

(1) Here the soprano completes the theme interrupted in the alto, by taking up the sixth measure an octave higher.

Th.

Resolution.

C.S.II. C.S.I.

C.S.II.

ff

Cadenza.

p cresc.

ff Harmonic Suspension, figurate.

f

ff comp. close of Part. V.

Organ-point. C.S. I. and II set together in one part (see Part II, meas. 3 and 4).

C.S.I. (imit.)

C.S.I.

Them

ritardando

Poco Adagio.

Free Coda.

Tempo I.

pp

Rhythm of four quarter-notes.

Idea:

*) Here the polyphony, and therewith the Fugue proper, comes to an end. The coda now following, so brilliant and impetuous in pianistic effect and conception, closes what might be called the series composing the Sonata for Hammerclavier.

Appendix IV to Volume I.

In Kellner's copy the following "Praeludium" precedes the "Fughetta" appended, as a study in composition, to Fugue XV.

Prelude

(Allegro)

leggiermente

3*

susurrando

saltando

From here, play each successive measure of the following

6 somewhat louder.

4

f risoluto

p subito

sempre crescendo molto

misuratamente

more probably:

p subito

f con sc ad lib.

attacca la Fughetta (XV) (B)

* In this charming and pianistically acceptable little piece, the alternation between three- and four-measure rhythm is noteworthy. We have indicated it by figures at the beginning of each group of measures.

Table of Contents of Volume I.

| | | | | |
|---|------|-----|--|--|
| Introduction. | | | | |
| Prelude I, <i>C major</i> | Page | 2 | | |
| Fugue I, a 4, <i>C major</i> | " | 5 | | |
| Prelude II, <i>C minor</i> | " | 8 | | |
| Fugue II, a 3, <i>C minor</i> | " | 12 | | |
| Prelude III, <i>C# major</i> | " | 14 | | |
| Study | " | 17 | | |
| Fugue III, a 3, <i>C# major</i> | " | 19 | | |
| Prelude IV, <i>C# minor</i> | " | 23 | | |
| Fugue IV, a 5, <i>C# minor</i> | " | 25 | | |
| Prelude V, <i>D major</i> | " | 30 | | |
| Fugue V, a 4, <i>D major</i> | " | 32 | | |
| Prelude VI, <i>D minor</i> | " | 34 | | |
| Fugue VI, a 3, <i>D minor</i> | " | 37 | | |
| Prelude VII, <i>Eb major</i> (Prel. and Fugue, a 4) | " | 39 | | |
| Fugue VII, a 4, <i>Eb major</i> | " | 44 | | |
| Prelude VIII, <i>Eb minor</i> | " | 47 | | |
| Fugue VIII, a 3, <i>Eb minor</i> | " | 50 | | |
| Prelude IX, <i>E major</i> | " | 54 | | |
| Fugue IX, a 3, <i>E major</i> | " | 55 | | |
| Prelude X, <i>E minor</i> | " | 58 | | |
| Fugue X, a 2, <i>E minor</i> | " | 62 | | |
| Appendix to Fugue X. | " | 64 | | |
| Prelude XI, <i>F major</i> | " | 66 | | |
| Appendix to Prelude XI | " | 68 | | |
| Fugue XI, a 3, <i>F major</i> | " | 69 | | |
| Prelude XII, <i>F minor</i> | " | 71 | | |
| Fugue XII, a 4, <i>F minor</i> | " | 73 | | |
| Prelude XIII, <i>F# major</i> | " | 77 | | |
| Fugue XIII, a 3, <i>F# major</i> | " | 79 | | |
| Prelude XIV, <i>F# minor</i> | Page | 81 | | |
| Fugue XIV, a 4, <i>F# minor</i> | " | 83 | | |
| Prelude XV, <i>G major</i> | " | 86 | | |
| Ⓐ Fugue XV, a 3, <i>G major</i> | " | 88 | | |
| Ⓑ Study in composition | " | 90 | | |
| Ⓒ Study (for two pianos) | " | 91 | | |
| Prelude XVI, <i>G minor</i> | " | 94 | | |
| Fugue XVI, a 4, <i>G minor</i> with Appendix. | " | 96 | | |
| Prelude XVII, <i>Ab major</i> | " | 99 | | |
| Fugue XVII, a 4, <i>Ab major</i> | " | 102 | | |
| Prelude XVIII, <i>G# minor</i> | " | 105 | | |
| Fugue XVIII, a 4, <i>G# minor</i> | " | 107 | | |
| Prelude XIX, <i>A major</i> (Fughetta) | " | 109 | | |
| Fugue XIX, a 3, <i>A major</i> | " | 111 | | |
| Prelude XX, <i>A minor</i> | " | 115 | | |
| Fugue XX, a 4, <i>A minor</i> | " | 117 | | |
| Prelude XXI, <i>Bb major</i> (Toccata) | " | 124 | | |
| Study. | " | 127 | | |
| Fugue XXI, a 3, <i>Bb major</i> | " | 130 | | |
| Prelude XXII, <i>Bb minor</i> | " | 132 | | |
| Fugue XXII, a 5, <i>Bb minor</i> | " | 135 | | |
| Prelude XXIII, <i>B major</i> | " | 138 | | |
| Fugue XXIII, a 4, <i>B major</i> | " | 140 | | |
| Prelude XXIV, <i>B minor</i> | " | 143 | | |
| Fugue XXIV, a 4, <i>B minor</i> | " | 146 | | |
| Supplement | " | 153 | | |
| First Appendix to Volume I | " | 154 | | |
| Second " " " " | " | 191 | | |
| Third " " " " | " | 195 | | |
| Fourth " " " " | " | 206 | | |